

3 DAYS LIVE || 6 MONTHS ON DEMAND || 20+ TRACKS || 80+ SPEAKERS || 150+ EXHIBITORS || 300+ HOURS OF CE || ONE EXCEPTIONAL EVENT

mvc *hybrid* **midwest** VETERINARY CONFERENCE

HOSTED BY OHIO VETERINARY MEDICAL ASSOCIATION || FEB. 20-22, 2025 || LIVE IN COLUMBUS, OHIO



**SCAN
HERE**

for the most
up-to-date
program and
to register!



2025 Preliminary Program

2025 EVENT IN

Contents

Schedule at a Glance

2025 Event Information

Schedule at a Glance.....	2
Dates & Deadlines.....	3
Hotel Blocks	3

Registration

Rates & Deadlines.....	4
Details	4

Virtual MVC

Need-to-Know Details	5
CE Credits.....	5
VMVC Registration.....	5

In the Exhibit Hall

Exhibitor List.....	6
Exhibit Hall Happy Hour.....	6
Exhibit Hall Activities.....	7

On-Site Activities

Special Events.....	8
Rabies Titer Testing	8

Session Grids

Thursday, Feb. 20.....	9
Friday, Feb. 21	13
Saturday, Feb. 22	17

Session Descriptions

Thursday, Feb. 20.....	20
Friday, Feb. 21	29
Saturday, Feb. 22	37

Speakers

Education Committees

Sponsors

THURSDAY, FEB. 20

Registration Open.....	7:00 A.M. – 6:00 P.M.
Technician Appreciation Breakfast	7:30 – 8:30 A.M.
SPONSORED BY DECHRA	
Educational Programming	8:00 A.M. – 6:00 P.M.
Exhibit Hall Open	10:30 A.M. – 6:00 P.M.
Exhibit Hall Social Space.....	11:30 A.M. – 1:30 P.M.
SPONSORED BY MEDVET	
Staying Pawsitive about Feline Leukemia Virus.....	11:30 AM. – 1:00 P.M.
LUNCH & LEARN HOSTED BY MERCK ANIMAL HEALTH	
Exhibit Hall Social Space.....	4:00 – 6:00 P.M.
SPONSORED BY BANFIELD PET HOSPITAL	
Tech Savvy: Chart the Course of Your Career	5:00 – 6:00 P.M.
Shelter Animal Reception.....	5:30 – 6:30 P.M.
SPONSORED BY OHIO ANIMAL HEALTH FOUNDATION	

FRIDAY, FEB. 21

Registration Open.....	7:00 A.M. – 6:00 P.M.
OVMA Member Business Meeting.....	7:00 – 7:45 A.M.
Canine Spectrum of Care Coffee & Conversation.....	7:30 – 8:00 A.M.
SPONSORED BY STANTON FOUNDATION	
Educational Programming	8:00 A.M. – 5:00 P.M.
Rabies Titer Testing	9:30 A.M. – 4:00 P.M.
Exhibit Hall Open	10:30 A.M. – 7:00 P.M.
Exhibit Hall Social Space.....	11:30 A.M. – 1:30 P.M.
SPONSORED BY MEDVET	
NEW! Animal Behavior Gathering	11:45 A.M. – 12:30 P.M.
Connection Corner Networking Lunch.....	11:45 A.M. – 1:15 P.M.
SPONSORED BY STANTON FOUNDATION	
NEW! Canine Spectrum of Care Afternoon Networking Break....	3:45 – 4:00 P.M.
SPONSORED BY STANTON FOUNDATION	
Happy Hour in the Exhibit Hall	4:30 – 6:30 P.M.
OSU Alumni and Friends Reception.....	6:00 – 8:00 P.M.
HOSTED BY OSU CVM ALUMNI ASSOCIATION	

SATURDAY, FEB. 22

Registration Open.....	7:00 A.M. – 5:00 P.M.
Christian Veterinary Mission Breakfast	7:00 – 7:50 A.M.
Educational Programming	8:00 A.M. – 5:00 P.M.
Rabies Titer Testing	9:30 A.M. – 12:00 P.M.
Exhibit Hall Open	10:30 A.M. – 1:30 P.M.

**SCAN
HERE**

for the most
up-to-date
program and
to register!



Or visit www.mvcinfo.org/education

FORMATION

Dates & Deadlines

11|11|2024

SUBJECT TO CHANGE

- Advance registration begins
- Session Moderator volunteer sign-up opens

01|20|2025

- Advance registration deadline (11:59 p.m. EST); last day to take advantage of early bird rates

01|21|2025

- Regular registration begins; prices increase

01|30|2025

- Signup deadline for hands-on labs and workshops

WEEK OF
02|03|2025

- Mobile App and Conference Proceedings released

02|10|2025

- Last day to volunteer as a Session Moderator and be entered in volunteer raffle

Reminder! Download and log in to the MVC mobile app to build/check your CE schedule!

02|19|2025

5:00–6:30 P.M. ET

- On-Site Registration and attendee item pickup open in GCCC Hall A

11:59 P.M. ET

- Cancellation deadline for in-person MVC; no refunds issued after this date

**02|20|2025
to
02|22|2025**

**Midwest
Veterinary
Conference**
Live in Columbus, Ohio

03|03|2025

11:59 P.M. ET

- Cancellation deadline for Virtual MVC; no refunds issued after this date

03|04|2025

- Virtual MVC opens (time TBA)

08|31|2025

- Virtual MVC closes

Hotel Blocks

HOTEL / LOCATION	NIGHTLY RATE ¹	GROUP CODE	CLOSE DATE ²	RESERVE BY PHONE ³
Hyatt Regency (Headquarters) 350 N. High St. <i>Connected to GCCC</i>	From \$196	G-67MX	1/27/25	614.463.1234
Hilton Columbus 401 N. High St. <i>Connected to GCCC</i>	\$199	OVMA2025	1/27/25	614.384.8600
Drury Inn 88 E. Nationwide Blvd. <i>Connected to Hyatt</i>	\$184	10100607	1/28/25	614.221.7008
Canopy Columbus Downtown 77 E. Nationwide Blvd. <i>Across from Hyatt</i>	\$192	90A	1/27/25	614.223.1400
Hampton Inn 501 N. High St. <i>Across from GCCC</i>	From \$184	CHH90I	1/20/25	614.559.2000
Red Roof Inn 111 E. Nationwide Blvd. <i>Across from Hyatt</i>	\$109	2025 Mid-western Veterinary	1/28/25	614.385.1171
Sonesta Columbus 33 E. Nationwide Blvd. <i>Across from Hyatt</i>	From \$189	Ohio Vet Med 2025	1/27/25	614.461.4100
AC Hotel Columbus 517 Park St. <i>0.2 mi from GCCC</i>	\$209	OVMA Room Block 2025	1/18/25	614.227.6100
Courtyard by Marriott 35 W. Spring St. <i>0.3 mi from GCCC</i>	\$179	Ohio Veterinary Medical Conference	2/4/25	614.228.5050
Renaissance Columbus 50 N. 3rd St. <i>0.8 mi from GCCC</i>	\$159	Midwest Veterinary Conference	2/4/25	614.228.3200
Holiday Inn Capitol Square 175 E. Town St. <i>1 mi from GCCC</i>	\$149	VMA	1/27/25	614.221.3281



1. Rates do not include current tax of 17.5%. || 2. Or until sold out. See website for overflow hotels. || 3. Or book online (not available for Red Roof Inn). Scan the QR code at left or visit www.mvcinfo.org/travel.

REGISTRATION

Rates & Deadlines

	IN-PERSON MVC Feb. 20–22, 2025						HYBRID In Person + Virtual	VIRTUAL ONLY Opens March 4
	One Day		Two Days		All Three Days			
	Advance Thru 1/20/25	Regular After 1/20/25	Advance Thru 1/20/25	Regular After 1/20/25	Advance Thru 1/20/25	Regular After 1/20/25		
VETERINARIANS								
OVMA Members ¹ & Out-of-State Vets	\$180	\$255	\$230	\$305	\$280	\$355	Add \$125	\$230
OVMA Life Members ²	\$145	\$220	\$185	\$260	\$225	\$300		\$230
Non-Members in Ohio	\$355	\$430	\$405	\$480	\$455	\$530		\$405
NON-VETERINARIANS								
Technicians, Hospital/ Shelter Staff & Others ³	\$115	\$190	\$155	\$230	\$185	\$260	Add \$75	\$155
STUDENTS								
Members ⁴	\$0	\$0	\$0	\$0	\$0	\$0	Add \$0	\$0
Non-Members & Pre-Vet	\$35	\$45	\$35	\$45	\$35	\$45	Add \$0	\$35

1. Includes Active, Recent Graduate, Military, and Resident/Intern members. || 2. OVMA Board approved prior to registration. || 3. The "Others" category includes all other animal/veterinary care professionals that don't fit in the previous categories, as well as spouses, relatives, and guests age 18+. || 4. Member of OVMA (vet students) or SCNAVTA (tech students).

Registration Details

REGISTRATION CATEGORIES

- **In-Person MVC:** You can register for one, two, or all three days. Your registration fee includes access to:
 - all live sessions on the day(s) you select
 - live Exhibit Hall
 - option to attend hands-on labs and workshops (for an add'l fee)
 - online Conference proceedings
 - MVC mobile app
 - hard copy of on-site program
- **Virtual MVC Only:** Choose this option if you do not wish to attend the in-person portion of the conference. Your registration fee includes 6 months of unlimited access to:
 - all on-demand virtual sessions
 - virtual Exhibit Hall
 - MVC mobile app
 - online Conference proceedings

- **Hybrid:** Register for both the in-person and virtual MVC to gain access to all live and on-demand offerings.
 - **Note:** Hybrid pricing shown in the chart above is in addition to the in-person fees.
- **Lab Only:** Includes access to Exhibit Hall on day(s) of selected labs.

HOW TO REGISTER

- **All registrations should be submitted online at www.mvcinfo.org/register.**
- Each registrant must provide a unique email address (i.e., not shared with any other registrants).
- Purchase orders and/or invoices will not be issued.
- Full payment by credit card is due at the time of registration.

SESSIONS, LABS, & EVENTS

- **Sessions:** Attendees participating in the live/in-person MVC are **strongly encouraged** to register for sessions they plan to attend. Doing so
 - allows OVMA to assign rooms

and seating to accommodate all attendees.

- ensures you have a record of your sessions should you need proof for license renewal.
- If needed, you can modify your session selections after registration.
- **Workshops & Labs:** Advance registration is required for wet labs and workshops. If an event is full, you can add yourself to the waitlist during registration.

CONFIRMATION

- Attendees will receive an immediate confirmation to the email address provided during registration.
- **Confirmation packets and badges WILL NOT be mailed in advance.**

REGISTRATION MODIFICATIONS

- **Substitutions:** You may transfer your registration to another individual. In the event the transfer is not an "even exchange," refunds and/or upcharges will be applied to the original payment method.
- **Upgrades:** You may add on virtual access to your in-person only registration OR add on in-person access to your virtual only registration at any time.

SCAN TO REGISTER

or log on to www.mvcinfo.org/register



• **Registration Conversions:** You can convert your registration from one category to another at any time prior to the event. After Feb. 20, 2025 (12 am. EST), attendees who wish to convert from in-person/hybrid to virtual only will incur a 10% fee on the cancelled portion of their registration.

• **How to Process:** Refer to your confirmation email or the MVC website for instructions.

CANCELLATIONS & REFUNDS

• OVMA will refund registration fees less 10%, provided a written refund request is submitted by 11:59 p.m. EST on the following dates:

• **In-Person Only or Hybrid registrations:** Feb. 19, 2025.

• **Workshops, Labs, & Special Events:** Feb. 19, 2025.

• **Virtual Only registrations:** March 3, 2025.

BADGE & MATERIALS PICKUP

• Attendees may print their badges and pick up their other materials on site in Hall A upon arrival.

VIRTUAL MVC

The Virtual MVC (VMVC) is the all-online, on-demand portion of the conference that allows you to earn CE at your own pace, from the comfort of your home—or anywhere you have an internet connection!

NEED-TO-KNOW DETAILS

- Please note, not all sessions offered at the in-person MVC will be available at the Virtual MVC.
- The tracks **highlighted in yellow** on the session grids (*pages 9-19*) will be recorded. Please note, this may change; refer to www.mvcinfo.org/virtual for a current list.
- *To ensure high-quality video/audio, virtual sessions are NOT presented live.* They will be available for viewing beginning March 4.

CE CREDITS

- The amount of CE you may earn by participating in the Virtual MVC varies by state. Please check with your state's licensing board to confirm acceptance of online CE prior to registration.

- In Ohio, veterinarians may claim up to 18 hours of online CE, and technicians may claim up to 6. This can be either live streamed or viewed on demand.
- Do not share your login information with anyone else, as the sessions they watch will alter your CE record.

VMVC REGISTRATION

- You can register for the VMVC alone or add it to your in-person registration by selecting your preferred hybrid registration option.
- There is no need to pre-register for all the sessions you plan to watch.
- The VMVC website will track which sessions you watch and automatically add them to your CE certificate.



YOUR JOURNEY FOR PRACTICAL EDUCATION STARTS HERE

2025 LOCATIONS

SEDONA - PUERTO RICO - NEMACOLIN - WHISTLER, BC - NASHVILLE - NEW YORK CITY

IN THE EXHIBIT HALL

Participating Exhibitors

Ackerman Group

Addison Biological Laboratory, Inc.

AIV Inc.

AKC Reunite

Alexander International Innovations

Alliance Animal Health

Bronze Sponsor

All Pet Card

American Animal Hospital
Association

American Regent Animal Health

Angels for Animals

AnimalBiome

Antech

Arccon Construction

Aurora Pharmaceutical

Avalon Medical

Bronze Sponsor

Aventix Animal Health

Avid Identification Systems Inc

AVMA PAC

AVMA Trust

Banfield Pet Hospital

Bronze Sponsor

Bank of America Practice Solutions

BCP Veterinary Pharmacy

Bionet America

Bionote

BLUE Natural Veterinary Diet

Bronze Sponsor

BluePearl Pet Hospital

Blue River PetCare

Boehringer Ingelheim

Bronze Sponsor

Butterfly Network

Care Center

Bronze Sponsor

CareCredit, a Synchrony Financial
Solution

Carruth Studio Inc.

CattleDog Publishing

Central Ohio Compounding
Pharmacy

Centura Imaging

Ceva Animal Health

Chi University

Choice Medical Systems

Christian Iconic X-ray

Christian Veterinary Mission

ClieTrax

CNB Bank

Companion Animal Health

Covetrus

COVE Veterinary Specialty and
Emergency Hospital

Dan Scott & Associates

Dechra

Silver Sponsor

Dejavi innovation

Diagnostic Imaging Systems

Dog is Good

DVMmatch

Edge Life Technologies, LLC

Elanco Animal Health

Bronze Sponsor

Elite Payment Group

Emergency Veterinary Care Centers

Epicur Pharma / Stokes Pharmacy

Bronze Sponsor

EverVet Partners

Ezee~Visit Pet Vet Mat

ezyVet

Faithful Companion

Findpet

First National Bank

ForeverLawn of Ohio

Bronze Sponsor

GerVetUSA Inc

HotDog Patient Warming

Huntington Bank Practice Finance

IDEXX

iM3

Integrity Solutions Group

Jorgensen Laboratories

KARL STORZ Veterinary Endoscopy

Lafeber-EmerAid

Lap of Love Veterinary Hospice

Legacy Veterinary Advisors

Lighthouse Veterinary Personnel
Services, LLC

LMU - Richard A. Gillespie College of
Veterinary Medicine

Luminos Pro

MAI Animal Health

Medical Pet Shirts International

MediLoupes

MedVet

Gold Sponsor

Merck Animal Health

Silver Sponsor

Metropolitan Veterinary Hospital

Bronze Sponsor

Midmark Corporation

Midwest Veterinary Supply

MiraVista Veterinary Diagnostics

Mixlab

Monarch Business Consulting

Movora

MSU Veterinary Diagnostic Laboratory

Multi Radiance

MWI

National Band & Tag

National Veterinary Associates (NVA)

NectarVet

Nexderma

Noah's Ark Animal Clinics

Nutramax Labs

Ohio Association of Veterinary
Technicians

Ohio Department of Agriculture/
ADDL

Oncura Partners

Optimum Vet Solutions

Parasight System Inc.

Patterson Veterinary Academy

Patterson Veterinary Supply

PayLo Pro

Penn Veterinary Supply

Pet Cremation Services

PetSmart Veterinary Services

PetVet365

PRN Pharmacal

Purina Pro Plan Veterinary Diets

Rose Micro Solutions

Schultz Technology

Scratch Financial

ScribbleVet

Sedecal USA Inc

ServiceNet Medical X-ray, LLC

Simmons Great Lakes

Snyder Mfg. Co

Specialty Veterinary Pharmacy

Standard Process

Summus Medical Laser

TC Architects

The Ohio State University Veterinary
Medical Center

Thrive Pet Healthcare

Total Practice Solutions Group

Trusted Journey

Bronze Sponsor

Universal Imaging

U.S. Bank Healthcare Business

Banking

USDA/APHIS Veterinary Services

VCA Animal Hospitals

Velocity IT Solutions

Vercom Systems Inc.

VESPECON

Vetamac

Vet Books By Success Concepts

Vetcor

Vetenari

Veterinarian Recommended Solutions

Veterinary Dentistry & Oral Surgery
of Ohio

Veterinary Emergency Group, LLC

Veterinary United

VetMed Solutions

Vetoquinol

VetScalpel

Virbac Corporation

WEAVE

Wedgewood Pharmacy

Wisdom Paws

Zoetis

Zomedica

New exhibitors added weekly!



Scan here for an up-to-date list of participating companies, or visit mvcinfo.org/attendees.

PAW-TY ANIMALS WELCOME.

Happy
HOUR in the MVC
EXHIBIT
HALL

FRIDAY, FEB. 21
4:30–6:30 P.M.

scan here

for participating companies
and additional details!



mvc **midwest**
VETERINARY CONFERENCE

Exhibit Hall Activities

Thursday

10:30 – 6:00

Friday

10:30 – 6:30

Saturday

10:30 – 1:30

In-hall concession stands will be open daily during the lunch break.

Mobile App Passport Game

Complete challenges in the app game to earn points for your chance to win a prize! Be sure to visit all participating exhibitor booths to earn extra points. See www.mvcinfo.org/app for details.

Exhibit Hall Social Space

Thursday & Friday

- Thursday & Friday, 11:30 a.m. – 1:30 p.m. (Sponsored by MedVet)
- Thursday, 4:00 – 6:00 p.m. (Sponsored by Banfield Pet Hospital)

Learn more about these sponsored activities at www.mvcinfo.org/events.

Happy Hour in the Exhibit Hall

Friday, 4:30 p.m.

It's after hours, but no emergencies here! Unwind and expand your professional network at Exhibit Hall Happy Hour. Participating exhibitors will be passing out complimentary drink tickets during hall hours on Thursday and Friday, so be sure to explore during your down time!

ON-SITE ACTIVITIES

Special Events

Thursday, Feb. 20


7:30 – 8:30 A.M.

Technician Appreciation Breakfast

Audience: Technicians || **Pre-Registration:**

None required; first come, first served

MVC and Dechra would like to recognize veterinary technicians for their contributions to the profession! Join us for coffee, continental breakfast, and networking.

Event sponsored by 

11:30 A.M. – 1:00 P.M.

Staying Pawsitive about Feline Leukemia Virus

Hosted by Merck Animal Health

Audience: Veterinarians & Technicians || **Pre-Registration:**

None required; limited seating

This lunch-time CE lecture will discuss the diagnosis and management of retrovirus infections, primarily FeLV, in cats. *Please note, this event is not hosted or endorsed by MVC.*

5:00 – 6:00 P.M.

Tech Savvy: Chart the Course of Your Career

Audience: Technicians & Hospital Staff || **Pre-Registration:**

None required.

This evening CE session will be an open panel discussion of technicians who have advanced their careers beyond general practice. Full description on page 28.


5:30 – 6:30 P.M.

Shelter Animal Reception

Audience: Shelter Personnel || **Pre-Registration:**

None required.

Decompress after a long day at this informal gathering of directors, veterinarians, humane agents, dog wardens, and other shelter professionals.

Event sponsored by 

Friday, Feb. 21

7:00 – 7:45 A.M.

OVMA Member Business Meeting

Audience: OVMA Members || **Pre-Registration:**

None required

At the annual business meeting, OVMA members are invited to enjoy a complimentary breakfast, hear important Association updates from officers and staff, and witness the passing of the presidential gavel.

7:30 – 8:00 A.M.

Canine Spectrum of Care Coffee and Conversation

Audience: All attendees || **Pre-Registration:**

None required; first come, first served

MVC and The Stanton Foundation invite attendees to a continental breakfast prior to the start of the Canine Spectrum of Care educational program.

Event sponsored by 

11:45 A.M. – 12:30 P.M.

NEW! Animal Behavior Gathering

Audience: Behavior Professionals || **Pre-Registration:**

None required

This event brings the animal behavior and training community together for refreshments and networking.

11:45 A.M. – 1:15 P.M.


Connection Corner: Student/DVM Networking Lunch

Audience: OVMA Members, OVMA Student

Members, & Pre-Vet Students || **Pre-Registration:**

Required by 2/14/25; see www.mvcinfo.org/events for sign-up details.

Veterinarians, veterinary students, and pre-veterinary students come together at this popular event. Enjoy a complimentary lunch with veterinarians practicing in a variety of disciplines, followed by an hour of power networking. You'll be able to ask questions about your future career, strengthen your networking skills, and maybe even find a summer externship!

Event sponsored by 


3:45 – 4:00 P.M.

NEW! Canine Spectrum of Care Afternoon Networking Break

Audience: All attendees || **Pre-Registration:**

None required; first come, first served

MVC and The Stanton Foundation invites all attendees to a Meet & Greet, followed by the "Practical Application Panel Discussion" (see *Session 435 for full description*) starting at 4:00pm where panelists will discuss the application of spectrum of care in their practices and lines of work.

Event sponsored by 

4:30 – 6:30 P.M.

IT'S BACK! Exhibit Hall Happy Hour

Audience: All attendees || **Pre-Registration:**

None required

Unwind and expand your professional network at Exhibit Hall Happy Hour. Participating exhibitors will be passing out complimentary drink tickets during hall hours on Thursday and Friday, so be sure to explore during your down time! See www.mvcinfo.org/events for an up-to-date list of participating companies.

Saturday, Feb. 22

7:00 – 7:50 A.M.

Christian Veterinary Mission Breakfast

Start your day with Christian Veterinary Mission friends for breakfast and a special time of prayer, encouragement, and fellowship. Learn how God is moving through CVM and its missions, and hear about CVM WellBeing.

Rabies Titer Testing

ArcPoint Labs of Columbus will be providing on-site rabies titer testing on Friday (9:30 a.m. – 4:00 p.m.) and Saturday (9:30 a.m. – 12:00 p.m.). For pricing information and CDC testing recommendations, please visit www.mvcinfo.org/titers.

SESSION GRID

Thursday, Feb. 20

ANIMAL BEHAVIOR I		ANIMAL BEHAVIOR II		AQUACULTURE	EQUINE	FOOD ANIMAL		
100	Caregiver Burden: The Impact of Living with Pets with Behavioral Illnesses <i>Ballantyne</i>	106	Thinking Outside the Bowl: How to Feed Cats <i>Delgado</i>	112	Common Diseases in Food Fish Aquaculture <i>Reichley</i>	115	Mare Reproduction 101: Basic Breeding Management Techniques <i>Strachota</i>	8:00 – 9:00 A.M.
101	Compassion Fatigue vs. Burnout <i>Ballantyne</i>	107	Kittenhood Matters: The Importance of Early Life Experiences for Domestic Cats <i>Delgado</i>	113	Dipping Your Toes in Aquaculture Veterinary Medicine <i>Reichley</i>	116	The “Moody” Mare: Diagnostics to Estrus Suppression in the Field <i>Strachota</i>	9:15 – 10:15 A.M.
102	It’s Not Always in Their Heads: Red Flags for Physical Illness <i>Ballantyne</i>	108	Peaceable Kingdom: Increasing the Success of Multi-cat Households <i>Delgado</i>	114	Aquatic Veterinary Medicine in the North Central U.S. <i>Reichley</i>	117	Practical Treatments for Infertility in the Mare <i>Strachota</i>	10:30 – 11:30 A.M.
LUNCH & EXHIBIT HALL BREAK 11:30–1:30								
103	Is this Puppy “Normal”? How to Identify and Treat Behavioral Illness in Puppies <i>Ballantyne</i>	109	Helping Cats in Cages: Reducing Stress for Shelter and Hospital Cats <i>Delgado</i>	LAB A1* 1:30–5 p.m. Aquaculture Exams and Necropsy Techniques <i>Kebus & Reichley</i>		118	Feel the Difference: Refining Your Equine Musculoskeletal Palpation Exam <i>Mesch</i>	1:30 – 2:30 P.M.
104	“Normal” Feline Behaviors that Drive People Crazy: Managing Unwanted Behaviors <i>Ballantyne</i>	110	Remote Cat Behavior Consultations: Get and Give the Information You Need <i>Delgado</i>	JONES LAKE MANAGEMENT		119	Equine Therapeutic Exercises: Prescribing More than Medications <i>Mesch</i>	2:45 – 3:45 P.M.
105	Separation-Related Disorders: An Update on Diagnosis and Treatment <i>Ballantyne</i>	111	Play as a Behavior Modification Tool for Cats <i>Delgado</i>			120	Equine Sports Medicine Today: Key Updates and Emerging Trends <i>Mesch</i>	4:00 – 5:00 P.M.
EXHIBIT HALL HOUR 5:00–6:00								

Tracks **highlighted in yellow** will be recorded and made available for on-demand viewing during the Virtual MVC.

SESSION GRID

Thursday, Feb. 20

	HOLISTIC & INTEGRATIVE MED.	PET ANIMAL DERMATOLOGY	PET ANIMAL ENDOCRINOLOGY	PET ANIMAL EXOTICS	PET ANIMAL PHARMACOLOGY
8:00 – 9:00 A.M.	127 Essential Oils for Animals: Foundations, Safety, and Mythbusting <i>Roark</i>	133 Mixing a Better Cocktail: Multimodal Therapy for Canine Atopic Dermatitis <i>S. Bruner</i>	139-140 Exciting Developments in Canine and Feline Diabetes Mellitus <i>Lathan</i>		148 Updates in Antiviral Therapy in Cats and Dogs <i>J. Bruner</i>
9:15 – 10:15 A.M.	128 Essential Oils for Allergic Conditions: A Therapeutic Approach <i>Roark</i>	134 Seeking the Purr-fect Plan: Multimodal Therapy for Feline Atopic Skin Syndrome <i>S. Bruner</i>			149 Review of Anticoagulants and Newer Drug Developments <i>J. Bruner</i>
10:30 – 11:30 A.M.	129 Managing Anxiety and Behavioral Disorders with Essential Oils <i>Roark</i>	135 Life Beyond Prednisone: Immunomodulatory Therapy in Small Animal Dermatology <i>S. Bruner</i>	141 Cushing's Canines: Using Trilostane to Manage These Patients <i>Lathan</i>		150 Updates in Internal Medicine: A Literature Review <i>J. Bruner</i>

11:30–1:30 || LUNCH & EXHIBIT HALL BREAK

1:30 – 2:30 P.M.	130 Integrative Cancer Care: Palliative Use of Essential Oils <i>Roark</i>	136 What Doesn't Kill Them Makes Them Stronger: Multidrug-Resistant Pyoderma <i>S. Bruner</i>	142 Feline Acromegaly and Hyperaldosteronism <i>Lathan</i>	145 Reptile Radiography: Getting Answers in Black and White <i>Divers</i>	<i>To be continued...</i> This track will resume on Friday, Feb. 21.
2:45 – 3:45 P.M.	131 Dermatological Applications of Essential Oils: Clinical Cases and Protocols <i>Roark</i>	137 From Ear to Eternity: Battling Pseudomonas Otitis <i>S. Bruner</i>	143 Addison's Disease: A Case-Based Review <i>Lathan</i>	146 Reptile Clinicopathology: The Art and Science of it All <i>Divers</i>	
4:00 – 5:00 P.M.	132 Essential Oils in Neurological Disorders: Therapeutic Potentials <i>Roark</i>	138 When Good Dogs Go Bald: Alopecia in the Non-Pruritic Dog <i>S. Bruner</i>	144 What's So Atypical About Addison's? <i>Lathan</i>	147 Reptile Anesthesia: Practical Methods to Get Them Down and Wake Them Up Again <i>Divers</i>	

5:00–6:00 || EXHIBIT HALL HOUR



Boehringer
Ingelheim

To be continued...

This track will resume on Friday, Feb. 21.

Tracks **highlighted in yellow** will be recorded and made available for on-demand viewing during the Virtual MVC.

PET ANIMAL THERIOGENOLOGY	PRACTICE MANAGEMENT I	PRACTICE MANAGEMENT II	PUBLIC HEALTH	SHELTER ANIMAL I	
151 "Breeder" is Not a Four-Letter Word: Working with Breeders and Health Testing <i>Runcan</i>	157 Veterinary Cybersecurity is a Cat-and-Mouse Game: Which One Are You? <i>Lindus</i>	163 Handling and Utilizing Controlled Substances in Practice <i>Verbsky</i>	169A . SARS-CoV-2 in Free-Ranging White-Tailed Deer – <i>Tar buck</i> 169B . Antimicrobial Use in Dairy Cattle – <i>Portillo-Gonzalez</i>	175 Kitten Care in Shelters and Rescues, Part I: What the Research Tells Us <i>Berliner</i>	8:00 – 9:00 A.M.
152 Much Ado About Vulvar Discharge: Pyometra, Vaginitis, and More! <i>Runcan</i>	158 Small Sparks, Big Fires: Tech Troubles That Cost Your Practice Time and Money <i>Lindus</i>	164 "Where's the X-ray Binder?" What You Need to Pass a Radiographic Inspection <i>Verbsky</i>	170A . Navigating an Outbreak of <i>Brucella canis</i> – <i>Smith</i> 170B . Enteric Bacteria in Commercially Bred Canines – <i>Dadic & Jarrell</i>	176 Kitten Care in Shelters and Rescues, Part II: Best Practices <i>Berliner</i>	9:15 – 10:15 A.M.
153 A Tale of Two Tests: Diseases of the Stud Dog for the General Practitioner <i>Runcan</i>	159 Protecting Your Data: The Growing Menace of Ransomware and RATs <i>Lindus</i>	165 "Who's Here?" Preparing for a State Pharmacy Board Inspection <i>Verbsky</i>	171 The One Health Landscape of AMR: Impact on Patients, Practice, and Beyond <i>Ballash</i>	177 Tough Choices, Part I: Diagnostic Testing Strategies for Shelters and Rescues <i>Berliner</i>	10:30 – 11:30 A.M.
LUNCH & EXHIBIT HALL BREAK 11:30–1:30					
154 What to Expect When She's Expecting: Care and Husbandry of Pregnant Dogs and Cats <i>Runcan</i>	160 From Bark to Byte: Securing the Future with Cybersecurity Frameworks <i>Lindus</i>	166 How Has Employment Law Changed? <i>Warrick</i>	172 Urine Trouble: Leptospirosis in Dogs and Cats <i>Ryan</i>	178 Tough Choices, Part II: Shelter Medicine's Role in Antimicrobial Stewardship <i>Berliner</i>	1:30 – 2:30 P.M.
155 To Cut or Not to Cut? That is the Question: Dystocia and C-section in Dogs and Cats <i>Runcan</i>	161 Is Your Veterinary Practice Ready for the Cloud? A Crucial Checklist <i>Lindus</i>	167 Healing the Human Brain <i>Warrick</i>	173–174 Cat Goat Your Tongue? <i>Koch, Shrake, & Tucker</i>	179 Tough Choices, Part III: Managing CIRD Outbreaks in Shelters and Rescues <i>Berliner</i>	2:45 – 3:45 P.M.
156 Neonatology for Dummies: What's Normal, and How Do You Fix What Isn't? <i>Runcan</i>	162 The Free Email Fallacy: Unmasking Cyber Threats in Veterinary Communication <i>Lindus</i>	168 Using EPR to Coach Employees <i>Warrick</i>		180 Tough Choices, Part IV: Managing FPLV Outbreaks in Shelters and Rescues <i>Berliner</i>	4:00 – 5:00 P.M.

EXHIBIT HALL HOUR || 5:00–6:00



KENNETH A. SCOTT
CHARITABLE TRUST

Thursday, Feb. 20

SHELTER ANIMAL II

HUMANE AGENT TRAINING

11:30-1:30 || LUNCH & EXHIBIT HALL BREAK

LAB *AI*^{*} 1:30–5 p.m.
Aquaculture Exams
and Necropsy
Techniques
Kebus & Reichley

EXHIBIT HALL HOUR || 5:00–6:00



BONUS! EVENING CE 5:00–6:00 p.m.
Tech Savvy: Chart the Course for Your Career
See page 8 for details.



SESSION GRID

Friday, Feb. 21

ANIMAL BEHAVIOR I	ANIMAL BEHAVIOR II	EQUINE	FOOD ANIMAL	HOLISTIC & INTEGRATIVE MED.	
300 Behavioral Meds Quick Guide: Expert Tips for Veterinary Professionals <i>Radosta</i>	306 Prevention is Easier than Treatment! The Importance of Preventive Behavioral Services <i>Martin</i>	312 Acupuncture, Chiropractic, & Rehab: Why Every Practice Needs Integrative Therapies <i>Bucci</i>	318-319 Backyard and Pet Livestock Production Medicine <i>Friedrich</i>	324 Creating a Successful, Rewarding Holistic House Call Practice <i>Fernandez</i>	8:00 – 9:00 A.M.
301 Woof, Meow, Chill, Part I: Making Sense of Behavior Drugs <i>Radosta</i>	307 Crash, Boom, Bang! Protocols for Dogs with Sound Sensitivity <i>Martin</i>	313 Equine Rehabilitation in the Field: Why Pole Work is NOT Working <i>Bucci</i>		325 Yin Yang Qi, What Does it Have to Do with Me? Intro to TCVM for the Western Practitioner <i>Fernandez</i>	9:15 – 10:15 A.M.
302 Woof, Meow, Chill, Part II: Turning Difficult Customers into Loyal Fans <i>Radosta</i>	308 The Secrets Behind Proper Canine Exposure to Novelty <i>Martin</i>	314 Equine Emergency Practice: The Ins and Outs and How to Get Started <i>Graves</i>	320 Attracting & Retaining Rural Veterinarians Panel Discussion <i>L. Davis, Dorman, Gingrich, Minton, & R. Zimmerman</i>	326 Managing an Angry Client During In-Home Euthanasia? TCVM Can Help! <i>Fernandez</i>	10:30 – 11:30 A.M.
LUNCH & EXHIBIT HALL BREAK 11:30–1:30					
303 Pawpular Poppers: Meds for Vet Visits <i>Radosta</i>	309 Elimination Happens! <i>Martin</i>	315 Common Field-Based Equine Emergencies <i>Graves</i>	321 Emerging Issues in Bovine Parasitology <i>VanHoy</i>	327 A Brief History of Traditional Chinese Veterinary Medicine and Acupuncture <i>Yamate</i>	1:30 – 2:30 P.M.
304-305 Advanced Psychopharmacology for Dogs and Cats: A Case-Based Panel Discussion <i>Ballantyne, Feltes, Herron, Lilly, & Radosta</i>	310 Training and Behavior Modification Techniques for Territorial Aggression in Dogs <i>Martin</i>	316 Equine Emergency Medicine and Colic: When to Treat and When to Refer <i>Graves</i>	322 Gastrointestinal Disease in the Neonatal Calf <i>VanHoy</i>	328 Insider's Guide to Acupuncture: Hints to Increase Your Success <i>Yamate</i>	2:45 – 3:45 P.M.
	311 What's Mine is Mine: Preventing and Treating Resource Guarding <i>Martin</i>	317 Sustainability in Equine Practice: Panel Discussion <i>Bucci, Graves, Parkinson, & Yardley</i>	323 Dermatology for the Livestock Veterinarian <i>VanHoy</i>	329 Treating Cancer with Alternative Medicine: Learning from Challenges and Successes <i>Yamate</i>	4:00 – 5:00 P.M.

EXHIBIT HALL HAPPY HOUR || 4:30–6:30

Tracks **highlighted in yellow** will be recorded and made available for on-demand viewing during the Virtual MVC.

SESSION GRID

Friday, Feb. 21

	PET ANIMAL CANINE SPECT. OF CARE	PET ANIMAL EXOTICS	PET ANIMAL GENERAL SURGERY	PET ANIMAL OPHTHALMOLOGY	PET ANIMAL PHARMACOLOGY
8:00 – 9:00 A.M.	330A. Mitigating Treatment Costs for Addison's Disease – <i>Langlois</i> 330B. Techniques for Tibial Fracture Repair – <i>Budsberg</i>	336 Introduction to Exotic Animal Surgery: Maximizing Your Success in the O.R. <i>Divers</i>	339 Management of Open Wound in Dogs and Cats: Something Old, Something New <i>Birchard</i>	345 Recognizing and Treating Ocular Emergencies <i>Webb</i>	
9:15 – 10:15 A.M.	331A. Accuracy of In-House Bacteriuria Tests – <i>Grady</i> 331B. Spectrum of Care for Parvo Pups – <i>Winston</i>	337 Reptile Coeliotomy: Getting In and Out Safely <i>Divers</i>	340 Skin Reconstruction in Dogs and Cats <i>Birchard</i>	346 Ulcers: Grid/Burr or Not? That is the Question <i>Webb</i>	
10:30 – 11:30 A.M.	332 Cost Considerations and Approaches for IBD <i>Langlois</i>	338 Medical Errors in Herpetological Medicine: My Screw-Ups Over the Past 25 Years <i>Divers</i>	341 Challenging Cases With Massive Skin Wounds <i>Birchard</i>	347 Enucleation: Indications, Techniques, and Tips <i>Webb</i>	Note: The first half of the below track takes place on Thursday.

11:30–1:30 || LUNCH & EXHIBIT HALL BREAK

1:30 – 2:30 P.M.	333-334 Canine Diabetes Mellitus on the Cheap(ish) <i>Grady</i>	Note: The first half of the above track takes place on Thursday.	342 Surgery of the Ear Canal and Pinna <i>Birchard</i>	348 Ophthalmic Drugs 101 <i>Webb</i>	351 Respiratory Therapeutics Updates, Part I: Antitussives, Bronchodilators, and Mucolytics <i>J. Bruner</i>
2:45 – 3:45 P.M.			343 Surgical Oncology in Small Animals: Beyond the Lumpectomy <i>Birchard</i>	349 Diagnosing and Treating Brachycephalic Ocular Syndrome <i>Webb</i>	352 Respiratory Therapeutics Updates, Part II: Corticosteroids, Antibiotics, and Antifungals <i>J. Bruner</i>
4:00 – 5:00 P.M.	335 Canine Spectrum of Care Panel Discussion <i>Budsberg, Grady, Langlois, & Winston</i>		344 Challenging Cases in Small Animal Surgery <i>Birchard</i>	350 Feline Ophthalmic Diseases and Treatments <i>Webb</i>	353 Clinical Applications of Newer Respiratory Therapies <i>J. Bruner</i>

4:30–6:30 || EXHIBIT HALL HAPPY HOUR

STANTON
FOUNDATION



Tracks **highlighted in yellow** will be recorded and made available for on-demand viewing during the Virtual MVC.

PRACTICE MANAGEMENT I	PRACTICE MANAGEMENT II	PUBLIC HEALTH	SHELTER ANIMAL	SMALL RUMINANTS	
354 Artificial Intelligence in Veterinary Medicine <i>Lacroix</i>	360 How to Safeguard Your Hospital Against Theft <i>O'Neil</i>	366 Agriculture Updates from USDA & ODA <i>J. Davis & Summers</i>	372 Harnessing the Power of Hematology Without an Analyzer <i>Millward</i>	378 Considerations for Drug Use in Small Ruminants <i>Mzyk</i>	8:00 – 9:00 A.M.
355 Helpful Tools for Business Ownership: A Veterinary Perspective <i>Lacroix</i>	361-362 Trends at the Most Profitable Veterinary Hospitals <i>O'Neil</i>	367 Food Safety News from USDA FSIS and ODA Meat Inspection <i>Jordan & Sidrak</i>	373 What a Specimen! Making the Most Out of Cytology <i>Millward</i>	379 Fungus vs. Parasite: Biological Control of Parasites in Small Ruminant Herds <i>Mzyk</i>	9:15 – 10:15 A.M.
356 How to Attract an Associate <i>Lacroix</i>		368A. ODH Updates – <i>Margrey</i> 368B. Veterinarians in Government Open Forum – J. Davis, Jordan, Margrey, Sidrak, & Summers	374 The Importance of Clinical Pathology in Forensic Investigation of Suspected Animal Crimes <i>Millward</i>	380 Intro to Pharmacokinetics in Clinical Practice <i>Mzyk</i>	10:30 – 11:30 A.M.
LUNCH & EXHIBIT HALL BREAK 11:30–1:30					
357 Understanding Your Worth and Using it to Earn More <i>Lacroix</i>	363 Ensuring Your Hospital is Valued for All It's Worth <i>O'Neil</i>	369 Bloom Doom: An Overview of Harmful Algal Bloom-Associated Illnesses <i>Margrey</i>	375 What's the Point of Point-of-Care Testing? <i>Millward</i>	381 Respiratory Disease in Small Ruminants <i>Mzyk</i>	1:30 – 2:30 P.M.
358 Navigating Today's Employment Landscape: The Latest Updates on Non-Competes <i>Lacroix</i>	364 Key Performance Indicators: Simplifying the Tools That Gauge Hospital Performance <i>O'Neil</i>	370-371 HPAI Outbreak in Cattle <i>Gingrich, Kieffer, Margrey, & Summers</i>	376 Best Practices for Rabbit Husbandry and Medicine in the Shelter <i>Millward</i>	382 Percutaneous Tube Cystotomy for Small Ruminant Urolithiasis <i>Baker</i>	2:45 – 3:45 P.M.
359 Veterinary Urgent Care Practices: A Solution to a Nationwide Problem? <i>Lacroix</i>	365 Financial Statements 101 <i>O'Neil</i>		377 Rabbit Surgery and Anesthesia in the Shelter <i>Millward</i>	383 Small Ruminant Pathology: Exercises in Gross Diagnosis <i>Premanandan</i>	4:00 – 5:00 P.M.

EXHIBIT HALL HAPPY HOUR || 4:30–6:30



SESSION GRID

Friday, Feb. 21

	TECHNICIAN I	TECHNICIAN II	WORKSHOPS & HANDS-ON LABS	WORKSHOPS & HANDS-ON LABS	
8:00 – 9:00 A.M.	384 Monitoring Mishaps: How to Troubleshoot Monitoring Equipment During Anesthesia <i>Shuey</i>	390 Equine Emergencies, Part I: Are You Ready? <i>Filipek</i>	LAB B1* 8:30a.m.–5p.m. RECOVER CPR: Basic and Advanced Life Support Rescuer Certification <i>Ellis</i>		
9:15 – 10:15 A.M.	385 Let the Beat Drop: Perioperative Arrhythmia Management <i>Shuey</i>	391 Equine Emergencies, Part II: Let's Explore Further! <i>Filipek</i>			
10:30 – 11:30 A.M.	386 The Mechanics of Mechanical Ventilation <i>Shuey</i>	392 Working With A Neurologic Horse: Be Prepared, Be Safe! <i>Filipek</i>			
11:30–1:30 LUNCH & EXHIBIT HALL BREAK					
1:30 – 2:30 P.M.	387 Pop It, Lock It, and Block It: Regional Anesthesia in the Anesthetized Patient <i>Shuey</i>	393 Neonatal Care: Is Your Team Ready for Foaling Season? <i>Filipek</i>	LAB B2* 1:30–3:30 p.m. Essential Oils Workshop <i>Roark</i> *Additional fee required		
2:45 – 3:45 P.M.	388 Anxiety, Dysphoria, or Pain? How to Recognize and Treat a Rough Recovery <i>Shuey</i>	394 Large Animal Wound Management <i>Filipek</i>			
4:00 – 5:00 P.M.	389 Hormones, Hormones, Everywhere: Anesthesia for Patients with Endocrine Disease <i>Shuey</i>	395 The Road to Becoming a VTS <i>Filipek</i>		*Additional fee required	
4:30–6:30 EXHIBIT HALL HAPPY HOUR					

SESSION GRID

Saturday, Feb. 22

ANIMAL BEHAVIOR I	ANIMAL BEHAVIOR II	EQUINE	FOOD ANIMAL	HOLISTIC & INTEGRATIVE MED.	
400 Aches and Attitudes: How Pain and Disease Shape Canine Behavior <i>Radosta</i>	406 10 Tips to Make Your Clients and Patients Eager to Come Back <i>Martin</i>	412 Equine Wound Care, Part I: Cleaning and Preparation <i>Hendrickson</i>	418 Veterinary Application of Honey Bee Basics for the "Newbee" <i>Farone</i>	424 Resilience in the Changing Landscape of Veterinary Medicine <i>Yamate</i>	8:00 – 9:00 A.M.
401 Perplexed: Uncovering the Link Between Discomfort and Cat Behavior <i>Radosta</i>	407 The Fear Free Veterinary Experience, Part I: Learning to Listen to Our Patients <i>Martin</i>	413 Equine Wound Care, Part II: Debridement and Evaluation <i>Hendrickson</i>	419 Bugs of Bugs: Honey Bee Pathology <i>Farone</i>	425-426 Holistic Business Models: How to Structure Your Practice for Success <i>Yamate</i>	9:15 – 10:15 A.M.
402 Sibling Showdown: Navigating Interdog Aggression in the Same Household <i>Radosta</i>	408 The Fear Free Veterinary Experience, Part II: From Home to Hospital and Home Again <i>Martin</i>	414 Equine Wound Care, Part III: Closure and Skin Grafting <i>Hendrickson</i>	420 What's the Buzz? Current Trends in Honey Bee Medicine <i>Farone</i>		10:30 – 11:30 A.M.
LUNCH & EXHIBIT HALL BREAK 11:30–1:30					
403 Tips, Tricks, and Hacks: The Essential Guide to Feline Aggression <i>Radosta</i>	409 The Fear Free Veterinary Experience, Part III: Gentle Control and Handling <i>Martin</i>	415-416 Equine Wound Care, Part IV: Second Intention Wound Healing <i>Hendrickson</i>	421 Field Necropsies and Diagnostics <i>Yanez</i>	427 The Secrets to Enjoying Veterinary Medicine Long Term <i>Fernandez</i>	1:30 – 2:30 P.M.
404 Dog and Cat Anxiety 101: Find It, Treat It, Be Successful! <i>Radosta</i>	410 The Fear Free Veterinary Experience, Part IV: Improving Sample Collection <i>Martin</i>		422 H5N1 Influenza A Virus in Dairy Cattle <i>Bowman</i>	428 Trusting Clients to Make End-of-Life Decisions for Pets (Hint: Offer Them Simple Tools) <i>Fernandez</i>	2:45 – 3:45 P.M.
405 Snip Decisions: Timing Spays and Neuters Right <i>Radosta</i>	411 The Fear Free Veterinary Experience, Part V: Making Common Veterinary Procedures More Pleasant <i>Martin</i>	417 Equine Wound Care, Part V: Case Discussions <i>Hendrickson</i>	423 Recruitment and Retention of Cattle Veterinarians: Is it a Fixable Problem? <i>Gingrich</i>	429 Yunnan Baiyao: What is It? When to Use It? And Why is There a Red Pill? <i>Fernandez</i>	4:00 – 5:00 P.M.

Tracks **highlighted in yellow** will be recorded and made available for on-demand viewing during the Virtual MVC.

SESSION GRID

Saturday, Feb. 22

	PET ANIMAL CRITICAL CARE / E.R.	PET ANIMAL DENTISTRY	PET ANIMAL GASTROENTEROLOGY	PET ANIMAL RADIOLOGY	PRACTICE MANAGEMENT
8:00 – 9:00 A.M.	430 Euglycemic Diabetic Ketoacidosis: A Review of a Novel Syndrome <i>Byers</i>	436 Dentistry 101: What They Didn't Teach You <i>Stein</i>	442 Diagnosis of Chronic Enteropathy: Practical Approach and Diagnostic Stewardship <i>Rudinsky</i>	448-449 Dog and Cat Obstructive Intestinal Imaging <i>Hostnik</i>	454 Why Investing in Team Chemistry Makes \$ense <i>Garling</i>
9:15 – 10:15 A.M.	431 Immune Thrombocytopenia: Practice Diagnosis and Management <i>Byers</i>	437 Dentistry in Practice: Emphasize, Educate, and Earn <i>Stein</i>	443 What's New in Gastroenterology Disease Diagnostics? <i>Rudinsky</i>		455 Tools for Intentional Communication <i>Garling</i>
10:30 – 11:30 A.M.	432 Localizing Dyspnea in Cats and Dogs <i>Byers</i>	438 Interactive Dental Self-Evaluation: Did I Know That? <i>Stein</i>	444 What's New in Gastroenterology Disease Treatments? <i>Rudinsky</i>	450 Rabbit Gastrointestinal Disease <i>Hostnik</i>	456 Handle Conflict, Reduce Stress, and Energize Teams <i>Garling</i>
11:30–1:30 LUNCH & EXHIBIT HALL BREAK					
1:30 – 2:30 P.M.	433 Fluid Therapy for Urgent and Emergency Patients <i>Byers</i>	439 Dental Radiology: It's What You Can't See That Matters <i>Stein</i>	445 Acute GI Disease: Changing Approaches and Long-Term Consequences <i>Rudinsky</i>	451 Pocket Pet and Exotic Oncologic Imaging <i>Hostnik</i>	457 \$ervice Matters <i>Garling</i>
2:45 – 3:45 P.M.	434 Urethral Obstruction in Male Cats <i>Byers</i>	440 Oral Surgery: Extractions and Then Some <i>Stein</i>	446 IBS vs. IBD: Key Differences for a Forgotten Differential <i>Rudinsky</i>	452-453 Dog and Cat Cardiac Radiography <i>Hostnik</i>	458 Client Education and Why We Need to Stop Talking <i>Garling</i>
4:00 – 5:00 P.M.	435 Practical Approach to Shock in Cats <i>Byers</i>	441 Dentistry Q & A: Can I Ask You a Question? <i>Stein</i>	447 Pitfalls of Pancreatitis: Core Concepts to Panoquell <i>Rudinsky</i>		459 The Art of Service Recovery <i>Garling</i>



Tracks **highlighted in yellow** will be recorded and made available for on-demand viewing during the Virtual MVC.

PUBLIC HEALTH	SHELTER ANIMAL	SMALL RUMINANTS	TECHNICIAN I	TECHNICIAN II	WORKSHOPS & LABS	
460 The Who's Who of Scary Poo: <i>Baylisascaris</i> and <i>Echinococcus</i> <i>Ryan</i>	466-467 Psycho-pharmacology for Sheltered Animals <i>van Haaften</i>	472 To Treat or Not to Treat: Coccidia in Small Ruminants and Camelids <i>VanHoy</i>	478 Essential Skills for the Patient Nutritional Advocate <i>Carlson</i>	484 Improve Your Dental Rad Game: Mastering Intraoral Radiographs <i>Vearil</i>		8:00 – 9:00 A.M.
461 <i>Giardia duodenalis</i> : To Treat or Not to Treat? That is the Question <i>Ryan</i>		473 The Thin Goat Workup <i>VanHoy</i>	479 Raw Diets: Facts and Misconceptions <i>Carlson</i>	485 Pain-Free Dentistry: A Guide to Oral Regional Nerve Blocks <i>Vearil</i>	LAB C1* 10 a.m. –3 p.m. Ophthalmic Surgery in General Practice <i>Webb</i>	9:15 – 10:15 A.M.
462 Grab a Stool: The Emerging Threat of Multidrug-Resistant Hookworms <i>Marsh & Ryan</i>	468 House Soiling in Shelter Cats <i>van Haaften</i>	474 That's So Metal: Copper Toxicity in Small Ruminants <i>VanHoy</i>	480 Grain-Free Diets: What We Know and What We Don't <i>Carlson</i>	486 Keep Calm and Get Your Dental Cleaning On <i>Vearil</i>		10:30 – 11:30 A.M.
LUNCH & EXHIBIT HALL BREAK 11:30–1:30						
463 Small Animal Tick-Borne Disease: Diagnostic Challenges and Interpreting Test Results <i>Qurollo</i>	469 Aggressive Behavior in Shelter Cats <i>van Haaften</i>	475 Reproductive Management in Ruminants, Part I: A Practical Overview <i>Pugh</i>	481 Approaches to Feeding the Finicky Patient <i>Carlson</i>	487 Anesthesia-Full Dentistry: How to Ease Your Clients' Fears <i>Vearil</i>	*Additional fee required	1:30 – 2:30 P.M.
464 Canine Anaplasmosis, Ehrlichiosis, and Lyme Disease <i>Qurollo</i>	470-471 Tough Shelter Behavior Cases <i>Herron & van Haaften</i>	476 Reproductive Management in Ruminants, Part II: Nutritional Strategies <i>Pugh</i>	482 Chronic Kidney Disease: Current Recommendations for Nutritional Management <i>Carlson</i>	488 Four-Handed Charting: A Team Effort <i>Vearil</i>		2:45 – 3:45 P.M.
465 Tick-borne Protozoan Pathogens in Dogs and Cats: <i>Babesia</i> , <i>Cytauxzoon</i> , and <i>Hepatozoon</i> <i>Qurollo</i>		477 Reproductive Management in Ruminants, Part III: From Gestation to Neonatal Care <i>Pugh</i>	483 Nutritional Approach to Diabetic Felines <i>Carlson</i>	489 You Can Talk the Talk: Dental Radiographic Anatomy <i>Vearil</i>		4:00 – 5:00 P.M.



DESCRIPTIONS

Thursday, Feb. 20

Note: The following descriptions have been edited to fit the space allotted. Complete descriptions can be found online at www.mvcinfo.org/education.

Key

AUDIENCES: V = Veterinarians || T = Technicians || HS = Hospital Staff || SS = Shelter Staff || BT = Behaviorists & Trainers || MO = Managers & Owners

LEVELS: 1 = Beginner || 2 = Intermediate || 3 = Advanced **HIGHLIGHTED IN YELLOW** = To be recorded for VMVC.

Animal Behavior I

100 8:00 – 9:00 A.M.

Caregiver Burden: The Impact of Living with Pets with Behavioral Illnesses

Kelly Ballantyne, DVM, DACVB

Audience: V, T, HS, SS, BT, MO || Level: 1, 2, 3

This session will focus on often-overlooked challenges of owning a pet with a behavioral illness. Attendees will learn how caregiver burden can impact the treatment plan and how to assess caregiver burden and burden transfer.

101 9:15 – 10:15 A.M.

Compassion Fatigue vs. Burnout

Kelly Ballantyne, DVM, DACVB

Audience: V, T, HS, SS, BT, MO || Level: 1, 2, 3

This session will compare and contrast compassion fatigue and burnout, review common symptoms of each, explore self-care practices and why sometimes self-care just doesn't cut it, and discuss evidence-based practices for processing stress. Please note, Dr. Ballantyne is not a licensed human mental health professional. This is an informational session and will not offer medical or therapeutic advice.

102 10:30 – 11:30 A.M.

It's Not Always in Their Heads: Red Flags for Physical Illness

Kelly Ballantyne, DVM, DACVB

Audience: V, T, HS, SS, BT || Level: 1, 2

This session will review red flags of physical disease that show up in the behavior history, common behavioral signs of physical illnesses, and the importance of developing a comprehensive differential diagnosis list during a veterinary evaluation. Attendees will also learn how to recognize signs of chronic pain and use therapeutic trials as diagnostic tools.

103 1:30 – 2:30 P.M.

Is this Puppy "Normal"? How to Identify and Treat Behavioral Illness in Puppies

Kelly Ballantyne, DVM, DACVB

Audience: V, T, HS, SS, BT || Level: 1, 2

Early identification and treatment of behavior issues offer the best prognosis. This session will review the

current research on puppy behavior, discuss methods to identify puppies with behavioral illnesses during preventive care visits, and describe treatment options for puppies.

104 2:45 – 3:45 P.M.

"Normal" Feline Behaviors that Drive People Crazy: Managing Unwanted Behaviors

Kelly Ballantyne, DVM, DACVB

Audience: V, T, HS, SS, BT || Level: 1, 2

By educating clients on what to expect and offering practical solutions to help them meet their cats' needs, veterinary professionals can improve cat welfare; strengthen the human-animal bond; and reduce the likelihood of behavioral issues, relinquishment, and euthanasia. This session will explore the reasons behind normal behaviors that drive cat owners crazy—such as scratching, play aggression, and nocturnal activity—and provide strategies for helping clients manage and mitigate these issues.

105 4:00 – 5:00 P.M.

Separation-Related Disorders: An Update on Diagnosis and Treatment

Kelly Ballantyne, DVM, DACVB

Audience: V, T, BT || Level: 1, 2, 3

Separation-related disorders (SRDs) can cause emotional distress, interfere with normal functioning, result in self-trauma, and increase the dogs' risk of relinquishment or euthanasia. Attendees will learn how to differentiate patients with SRDs from those with other behavioral and somatic illnesses. This session will also cover identifying and recommending effective treatment options, with a focus on management and medications.

Animal Behavior II

106 8:00 – 9:00 A.M.

Thinking Outside the Bowl: How to Feed Cats

Mikel Delgado, Ph.D., CAAB, CCBC

Audience: V, T, BT, MO || Level: 1, 2, 3

This session will review research related to feral, laboratory, and client-owned cats' feeding behaviors.

Attendees will learn about how food puzzles can encourage foraging behavior; techniques to accommodate the predatory instincts of domestic cats; and common feeding-related concerns, including how to manage cats requiring different diets, finicky eaters, food obsession and begging; managing obesity; and the benefits of using food to modify behavior. Please note, specific feline diets will not be covered.

107 9:15 – 10:15 A.M.

Kittenhood Matters: The Importance of Early Life Experiences for Domestic Cats

Mikel Delgado, Ph.D., CAAB, CCBC

Audience: V, T, SS, BT, MO || Level: 1, 2, 3

This session will review best practices related to the early life experiences of domestic cats using existing research on kitten socialization and behavior in the first few months of life. An emphasis will be placed on what happens from birth to weaning to adoption.

108 10:30 – 11:30 A.M.

Peaceable Kingdom: Increasing the Success of Multi-cat Households

Mikel Delgado, Ph.D., CAAB, CCBC

Audience: V, T, SS, BT, MO || Level: 1, 2, 3

This session will review our growing understanding of cats' social lives and family structures. Case studies will be used to illustrate how we can enhance the lives of cats in multi-cat households, ensure smooth introductions between cats, and solve problems when they arise.

109 1:30 – 2:30 P.M.

Helping Cats in Cages: Reducing Stress for Shelter and Hospital Cats

Mikel Delgado, Ph.D., CAAB, CCBC

Audience: V, T, HS, SS, BT, MO || Level: 1, 2

This presentation will define welfare and outline the specific needs of cats in temporary housing situations. Attendees will learn ways to improve care and reduce stress for cats at every stage of their stay in a shelter or hospital—from intake to adoption and beyond.

110 2:45 – 3:45 P.M. Remote Cat Behavior Consultations: Get and Give the Information You Need

Mikel Delgado, Ph.D., CAAB, CCBC

Audience: V, T, SS, BT || Level: 1, 2, 3

This session will address how to take advantage of technology to help cats and their humans, from scheduling appointments, gathering information to expedite the consultation process, effective virtual communication methods, and demonstrating behavior modification techniques when you can't be in the same room.

111 4:00 – 5:00 P.M. Play as a Behavior Modification Tool for Cats

Mikel Delgado, Ph.D., CAAB, CCBC

Audience: V, T, SS, BT, MO || Level: 1, 2, 3

This session will review scientific literature related to cat play, including its development and functions. Attendees will learn how play is linked to welfare, play-related problems that cat owners may experience, and how play can be used as part of behavior modification.

Aquaculture

112 8:00 – 9:00 A.M. Common Diseases in Food Fish Aquaculture

Stephen Reichley, DVM, Ph.D., CertAqV

Audience: V, T || Level: 1, 2

Veterinarians contribute to enhancing the production and sustainability of the food supply, including fish, in many ways. This session will cover the commonly encountered diseases in the raising of food fish in the United States.

113 9:15 – 10:15 A.M. Dipping Your Toes in Aquaculture Veterinary Medicine

Stephen Reichley, DVM, Ph.D., CertAqV

Audience: V, T || Level: 1

There are many roles for veterinarians in aquatic animal health: Companion animals, food production, zoo and aquarium, conservation, and many others. In this session, attendees will learn the basics of the veterinary role in food fish aquaculture production and hear about career opportunities.

114 10:30 – 11:30 A.M. Aquatic Veterinary Medicine in the North Central U.S.

Stephen Reichley, DVM, Ph.D., CertAqV

Audience: V, T || Level: 1

Yes, there are veterinarians involved in aquatic veterinary medicine in the north central U.S. Fish are reared even in landlocked areas! This session will provide an overview of aquatic veterinary medicine in the region and opportunities for those looking to get more involved.

Equine

115 8:00 – 9:00 A.M. Mare Reproduction 101: Basic Breeding Management Techniques

Julie Strachota, DVM, M.S., DACT

Audience: V, T || Level: 1

Understanding the mare estrous cycle and timing of insemination are key to maximizing the mare's chance of becoming pregnant. In this session, various factors that impact the success of a breeding program will be discussed, including semen quality and timing of insemination, along with methods to manipulate the mare's reproductive cycle.

116 9:15 – 10:15 A.M. The "Moody" Mare: Diagnostics to Estrus Suppression in the Field

Julie Strachota, DVM, M.S., DACT

Audience: V, T || Level: 1, 2

When dealing with ill-behaving mares, gathering a complete health and reproductive history is crucial for success. This session will discuss the process of diagnosing the "moody" mare, from physical exam to gastroscopy to a thorough reproductive exam. Attendees will also learn when suppression of estrus behavior may be warranted.

117 10:30 – 11:30 A.M. Practical Treatments for Infertility in the Mare

Julie Strachota, DVM, M.S., DACT

Audience: V, T || Level: 1, 2

Diagnosis and treatment of mare infertility is often labor-intensive for the veterinarian and expensive for the owner. This session will discuss simple, quick procedures for diagnosing and treating mare infertility that are feasible to perform in both a hospital and ambulatory setting.

118 1:30 – 2:30 P.M. Feel the Difference: Refining Your Equine Musculoskeletal Palpation Exam

Hayley Mesch, DVM, cVMA, M.S., DACVSMR

Audience: V || Level: 1, 2

In a world full of gadgets and magnets, a thorough hands-on musculoskeletal palpation examination remains an essential skill for the equine practitioner. This session will review what your hands can (and can't) tell you, in order to identify issues that might be missed by blocking or imaging alone.

119 2:45 – 3:45 P.M. Equine Therapeutic Exercises: Prescribing More than Medications

Hayley Mesch, DVM, cVMA, M.S., DACVSMR

Audience: V || Level: 1, 2

All equine patients can benefit from some form of therapeutic exercise. In this session, attendees will review how therapeutic exercises can be used to improve function, performance, and rehabilitation outcomes for their patients. When and how to prescribe these exercises in your ambulatory general practice will also be discussed.

120 4:00 – 5:00 P.M. Equine Sports Medicine Today: Key Updates and Emerging Trends

Hayley Mesch, DVM, cVMA, M.S., DACVSMR

Audience: V, T, HS || Level: 1, 2, 3

From new imaging modalities to artificial intelligence, this session will delve into the latest advancements and evolving trends in the field of equine sports medicine and rehabilitation.

Food Animal

121 8:00 – 9:00 A.M. Overview of Feedlot Lameness

Rachel Friedrich, DVM, DABVP-FA

Audience: V, T, MO || Level: 1

This session will provide a review of common causes of lameness in feedlot cattle.

122 9:15 – 10:15 A.M. Bovine Digital Dermatitis in Feedlot Cattle

Rachel Friedrich, DVM, DABVP-FA

Audience: V, T, MO || Level: 2

This session will build on the previous session, with a focus specifically on digital dermatitis in feedlot cattle. Disease pathogenesis and control measures will

DESCRIPTIONS

Thursday, Feb. 20

be reviewed, along with how manifestation differs from dairy settings.

123–124 10:30–11:30 A.M.; 1:30–2:30 P.M. Exhibition Medicine

Rachel Friedrich, DVM, DABVP-FA

Audience: V, T || **Level:** 1

Help your clients prepare for a successful season! The first hour of this two-part session (123) will discuss special circumstances surrounding show livestock, from biosecurity to regulations. The focus will be on considerations for practitioners before the animals arrive at the show and after coming home. The second half (124) will focus on considerations for livestock veterinarians who are providing their services at exhibitions, including an overview of planning veterinary services at exhibitions of various sizes, from small local fairs to national shows.

125–126 2:45 – 5:00 P.M. Overview of FARAD

Danielle Mzyk, DVM, Ph.D.

Audience: V, T, HS || **Level:** 1, 2

This two-part presentation will introduce attendees to the Food Animal Residue Avoidance and Depletion (FARAD) program and what it does to help veterinarians with withdrawal intervals (WDIs) following extra label drug administration to food animals. Case examples covering multiple species will be shared to show how FARAD uses a comprehensive databank of pharmacokinetic data, together with tools ranging from simple to complex models, for the accurate estimation of safe WDIs.

Holistic & Integrative Medicine

127 8:00 – 9:00 A.M. Essential Oils for Animals: Foundations, Safety, and Mythbusting

Janet Roark, DVM, CVA

Audience: V, T, HS || **Level:** 1

This session will cover the foundational principles of essential oils in veterinary medicine, with a focus on safety. We will also address common misconceptions and provide evidence-based insights for the effective and safe integration of essential oils into clinical practice.

128 9:15 – 10:15 A.M. Essential Oils for Allergic Conditions: A Therapeutic Approach

Janet Roark, DVM, CVA

Audience: V, T, HS || **Level:** 1

This session will explore the therapeutic applications of essential oils in managing allergic conditions in animals. Attendees will review mechanisms of action, discover recommended oils for modulating immune responses, and learn about protocols for alleviating dermatologic and respiratory allergy symptoms.

129 10:30 – 11:30 A.M. Managing Anxiety and Behavioral Disorders with Essential Oils

Janet Roark, DVM, CVA

Audience: V, T || **Level:** 1

This session will examine the neurophysiological effects of essential oils in the management of anxiety and other behavioral disorders in animals. Specific oils that target neurochemical pathways, recommended dosages, and clinical applications for behavioral modification will be covered.

130 1:30 – 2:30 P.M. Integrative Cancer Care: Palliative Use of Essential Oils

Janet Roark, DVM, CVA

Audience: V, T || **Level:** 1

This session will focus on the adjunctive use of essential oils in oncology, with an emphasis on palliative care. Topics will include managing cancer-related symptoms such as pain, inflammation, and stress, as well as enhancing quality of life in terminal cases.

131 2:45 – 3:45 P.M. Dermatological Applications of Essential Oils: Clinical Cases and Protocols

Janet Roark, DVM, CVA

Audience: V, T || **Level:** 1

This session will offer attendees a deep dive into the dermatological applications of essential oils in veterinary practice. We will cover treatment protocols for bacterial, fungal, and parasitic skin diseases, along with wound healing, inflammation management, and tissue repair.

132 4:00 – 5:00 P.M. Essential Oils in Neurological Disorders: Therapeutic Potentials

Janet Roark, DVM, CVA

Audience: V, T || **Level:** 1

This session will explore oil selection and integrative treatment protocols for improving neurological

function. Attendees will learn about the therapeutic potential of essential oils in managing neurological disorders, including epilepsy, neuropathic pain, and neurodegenerative conditions.

Pet Animal DERMATOLOGY

133 8:00 – 9:00 A.M. Mixing a Better Cocktail: Multimodal Therapy for Canine Atopic Dermatitis

Stephanie Bruner, DVM, DACVD

Audience: V, T || **Level:** 2, 3

This session will share how to build a better “cocktail” that addresses the individualized needs of canine atopic dermatitis (CAD) patients, including new developments in topical therapies, nutritional management, and systemic immunomodulation.

134 9:15 – 10:15 A.M. Seeking the Purr-fect Plan: Multimodal Therapy for Feline Atopic Skin Syndrome

Stephanie Bruner, DVM, DACVD

Audience: V, T || **Level:** 2, 3

Participants in this presentation will learn about and share their experiences regarding newer treatment options for feline atopic skin syndrome. How to educate clients about this disorder in their purr-fect pets will also be covered.

135 10:30 – 11:30 A.M. Life Beyond Prednisone: Immunomodulatory Therapy in Small Animal Dermatology

Stephanie Bruner, DVM, DACVD

Audience: V, T || **Level:** 2, 3

In this session, participants will learn how and when to apply key treatment strategies for immune-mediated dermatoses in cats and dogs. The presentation will also cover current immunomodulators (other than corticosteroids) may serve dual purposes for managing patients with immune-mediated dermatoses and other co-morbidities.

136 1:30 – 2:30 P.M. What Doesn't Kill Them Makes Them Stronger: Multidrug-Resistant Pyoderma

Stephanie Bruner, DVM, DACVD

Audience: V, T || **Level:** 2, 3

The increasing incidence of multidrug-resistant bacteria and need for responsible antimicrobial use have brought new challenges to the treatment of superficial pyoderma. This session will discuss recognizing

patients at higher risk for resistant infections and how to diagnose and resolve resistant infections.

137 2:45 – 3:45 P.M. From Ear to Eternity: Battling Pseudomonas Otitis

Stephanie Bruner, DVM, DACVD

Audience: V, T || Level: 2, 3

Pseudomonas otitis is the enemy you can smell before it enters the room. It is a foe with a full armory of weapons: antibiotic resistance, biofilm formation, structural damage to the ear, and progression to otitis media/interna, just to name a few. This session will discuss new and creative strategies for diagnosing and defeating this malodorous opponent, using both pharmacologic and non-pharmacologic munitions.

138 4:00 – 5:00 P.M. When Good Dogs Go Bald: Alopecia in the Non-Pruritic Dog

Stephanie Bruner, DVM, DACVD

Audience: V, T || Level: 2, 3

Participants in this presentation will review how to diagnose the source of the problem in patients with congenital and acquired alopecia and learn how veterinarians may be able to offer hope—and hair—to the good dogs who have gone bald.

Pet Animal ENDOCRINOLOGY

139–140 8:00 – 9:15 A.M. Exciting Developments in Canine and Feline Diabetes Mellitus

Patty Lathan, VMD, M.S., DACVIM

Audience: V, T || Level: 1, 2

This two-part session will discuss changes in how diabetes mellitus is treated. In the first hour, attendees will review current insulin recommendations and the new class of oral medications for diabetic cats (SGLT2-inhibitors). The second half will share updates on insulins used to treat diabetic dogs, including changes in cost and availability, and exciting options for the future.

141 10:30 – 11:30 A.M. Cushing's Canines: Using Trilostane to Manage These Patients

Patty Lathan, VMD, M.S., DACVIM

Audience: V, T || Level: 1, 2

This lecture will focus on the treatment of canine Cushing's disease using trilostane. Monitoring strat-

egies, including the use of the pre-pill cortisol, will also be presented.

142 1:30 – 2:30 P.M. Feline Acromegaly and Hyperaldosteronism

Patty Lathan, VMD, M.S., DACVIM

Audience: V, T || Level: 1, 2

These weird feline endocrinopathies are not so rare anymore. In this session, we'll discuss what causes acromegaly and hyperaldosteronism, how to recognize them, and treatment options.

143 2:45 – 3:45 P.M. Addison's Disease: A Case-Based Review

Patty Lathan, VMD, M.S., DACVIM

Audience: V, T || Level: 1, 2

In this session, cases will be used to illustrate different presentations of Addison's disease and demonstrate how to diagnose and treat Addisonian dogs with steroids.

144 4:00 – 5:00 P.M. What's So Atypical About Addison's?

Patty Lathan, VMD, M.S., DACVIM

Audience: V, T || Level: 1, 2

This case-based session will demonstrate how to identify cases of atypical Addison's, describe different clinicopathologic abnormalities, and explain how to treat them.

Pet Animal EXOTICS

145 1:30 – 2:30 P.M. Reptile Radiography: Getting Answers in Black and White

Stephen Divers, BVetMed, DZooMed, DECZM (Herp), DECZM (ZHM), DACZM, FRCVS

Audience: V, T, HS, SS, MO || Level: 1

This interactive lecture will explore common issues and pitfalls associated with taking diagnostic films in snakes, lizards, and turtles, before embarking on a diagnostic journey of clinical cases. The drab gray-scale radiographs will be illuminated by an energetic speaker and out-shone by the dazzling intellect and imaging prowess of the interactive audience!

146 2:45 – 3:45 P.M. Reptile Clinicopathology: The Art and Science of it All

Stephen Divers, BVetMed, DZooMed, DECZM (Herp), DECZM (ZHM), DACZM, FRCVS

Audience: V, T, HS, SS, MO || Level: 1

This lecture will share tips for getting blood from reptile patients and offer other diagnostic samples for making a definitive diagnosis. Participants will also be warned of the common pitfalls of clinicopathological interpretation.

147 4:00 – 5:00 P.M. Reptile Anesthesia: Practical Methods to Get Them Down and Wake Them Up Again

Stephen Divers, BVetMed, DZooMed, DECZM (Herp), DECZM (ZHM), DACZM, FRCVS

Audience: V, T, HS, SS, MO || Level: 2

The ability to safely sedate and anesthetize reptiles can be key for performing diagnostic or surgical procedures—but it can also be tricky to accomplish. In this session, attendees will learn practical methods of sedation and anesthesia in reptiles.

Note: The Pet Animal Exotics track will continue on Friday (Sessions 336–338).

Pet Animal PHARMACOLOGY

148 8:00 – 9:00 A.M. Updates in Antiviral Therapy in Cats and Dogs

Joseph Bruner, DVM, DACVIM (SAIM)

Audience: V || Level: 1, 2

The lecture will outline recent advances in antiviral therapy, with a focus on the categories of drugs and how they influence viral replication. The drugs discussed will be mostly emphasized for FeLV, FIV, Herpesvirus-1, and FIP. Guidelines to formulate a more definitive treatment plan to treat and monitor common viral diseases in cats and dogs will also be discussed.

149 9:15 – 10:15 A.M. Review of Anticoagulants and Newer Drug Developments

Joseph Bruner, DVM, DACVIM (SAIM)

Audience: V || Level: 2, 3

The lecture will review the historical use of anticoagulants that were frequently used in veterinary medicine, with a focus on the practical use of these

DESCRIPTIONS

Thursday, Feb. 20

drugs and their specific actions on hemostasis. Newer anticoagulants like Eliquis®, Xarelto®, and Plavix® will also be discussed. After the presentation, attendees will have an understanding of how these drugs work, how to monitor their patients, and how to safely apply these drugs in general practice.

150 10:30 – 11:30 A.M. Updates in Internal Medicine: A Literature Review

Joseph Bruner, DVM, DACVIM (SAIM)

Audience: V || Level: 1, 2

This lecture will review key takeaways from the preceding three years of internal medicine literature, with the expectation that the attendee will leave with at least one important piece of knowledge that can be applied to their patient management.

Note: The Pet Animal Pharmacology track will continue on Friday (Sessions 351-353).

Pet Animal THERIOGENOLOGY

151 8:00 – 9:00 A.M. “Breeder” is Not a Four-Letter Word: Working with Breeders and Health Testing

Erin Runcan, DVM, DACT

Audience: V, T || Level: 1, 2

This session will discuss best practices for working with breeders and helping your clients find healthy purebred puppies and kittens. Health testing, how to provide it in your practice, and interpreting genetic health screening results will also be covered.

152 9:15 – 10:15 A.M. Much Ado About Vulvar Discharge: Pyometra, Vaginitis, and More!

Erin Runcan, DVM, DACT

Audience: V, T || Level: 1, 2

This session will be a practical guide to assessing vulvar discharge. We will discuss diagnoses and differentials of unwanted discharge, as well as best practices in management and treatment of these diseases in dogs and cats.

153 10:30 – 11:30 A.M. A Tale of Two Testes: Diseases of the Stud Dog for the General Practitioner

Erin Runcan, DVM, DACT

Audience: V, T || Level: 1, 2

This presentation will cover practical clinical applications of diagnostics and treatment of common

reproductive conditions of male dogs seen in general practice, including brucellosis, prostate disease, penile disease, and orchitis.

154 1:30 – 2:30 P.M. What to Expect When She’s Expecting: Care and Husbandry of Pregnant Dogs and Cats

Erin Runcan, DVM, DACT

Audience: V, T, HS, SS || Level: 1, 2, 3

This presentation will provide a practical guide to pregnancy from diagnosis to delivery, including nutrition and supplements, safe medications and pharmacology, deworming, and how to prepare for the big day.

155 2:45 – 3:45 P.M. To Cut or Not to Cut? That is the Question: Dystocia and C-section in Dogs and Cats

Erin Runcan, DVM, DACT

Audience: V, T || Level: 1, 2, 3

This presentation will cover when to attempt medical management of dystocia, how to safely perform the C-section, and neonatal resuscitation. Timing of the elective C-section will also be covered, along with how to determine when it’s safe to cut without the bitch going into labor.

156 4:00 – 5:00 P.M. Neonatology for Dummies: What’s Normal, and How Do You Fix What Isn’t?

Erin Runcan, DVM, DACT

Audience: V, T, SS || Level: 1, 2, 3

This presentation will discuss what’s normal for neonates; how to recognize illness; safe, effective treatments for caring for sick animals, including antibiotics, fluid support, and supplemental feeding; and care of orphan puppies and kittens.

Practice Management I

157 8:00 – 9:00 A.M. Veterinary Cybersecurity is a Cat-and-Mouse Game: Which One Are You?

William Lindus

Audience: V, MO || Level: 1

With the number of threats to the stability and security of veterinary practice networks on the rise, it’s time to level up your practice’s protection! In this session, attendees will learn about emerging vulnerabilities that are common to veterinary practices and gain tangible strategies on how to best secure these weak points.

158 9:15 – 10:15 A.M. Small Sparks, Big Fires: Tech Troubles That Cost Your Practice Time and Money

William Lindus

Audience: V, MO || Level: 1

Veterinary staff are great at “making do.” Unfortunately, this can lead to workarounds and holes that get patched but never repaired. In this presentation, we’ll highlight a few of the ways technology can improve efficiency in your veterinary clinic and buy back the most important resource: time.

159 10:30 – 11:30 A.M. Protecting Your Data: The Growing Menace of Ransomware and RATs

William Lindus

Audience: V, MO || Level: 1

In the veterinary world, rats are considered pocket pets, but in the cybersecurity world, RATs are remote access tools, and they were one of the leading causes of security breaches in 2024. In this presentation, you’ll learn all about RATs, including how to monitor their use and safeguard your practice against ransomware and data breaches.

160 1:30 – 2:30 P.M. From Bark to Byte: Securing the Future with Cybersecurity Frameworks

William Lindus

Audience: V, MO || Level: 1, 2

When it comes to keeping your veterinary practice safe from cyberthreats, there are a lot of different tools to choose from. In this session, attendees will learn about the power of cybersecurity frameworks and security standards of care to keep your practice safe, regardless of the specific tools and protections you have in place.

161 2:45 – 3:45 P.M. Is Your Veterinary Practice Ready for the Cloud? A Crucial Checklist

William Lindus

Audience: V, MO || Level: 1

Running a veterinary practice means making hundreds of business decisions every day—from patient care and customer satisfaction, to employee development and understanding evolving technology offerings. One decision that can feel daunting to practice managers and owners is shifting to a cloud-based practice information management system (PIMS). This presentation will demystify the cloud to help veterinary business owners make more informed decisions and ultimately improve their efficiencies.

162 4:00 – 5:00 P.M.

The Free Email Fallacy: Unmasking Cyber Threats in Veterinary Communication

William Lindus

Audience: V, MO || Level: 1

Free email isn't free: There are hidden costs of using free email for your veterinary practice. In this presentation, we'll unveil the robust cybersecurity protections unique to domain-based email and learn how making the switch can fortify your brand's image while offering enhanced staff management and secure document sharing capabilities.

Practice Management II

163 8:00 – 9:00 A.M.

Handling and Utilizing Controlled Substances in Practice

Matthew Verbsky, DVM, M.S.

Audience: V, T || Level: 2

In this session, attendees will learn about the safe handling and use of controlled substances, including illicit fentanyl exposure. We'll review federal and state legal requirements and discuss possible diversion of drugs by both clients and members of the veterinary team itself.

164 9:15 – 10:15 A.M.

"Where's the X-ray Binder?" What You Need to Pass a Radiographic Inspection

Matthew Verbsky, DVM, M.S.

Audience: V, T || Level: 2

This session will guide attendees in the development and documentation of a facility's quality and safety assurance program, focusing on the use of medical radiation-generating equipment (i.e., your x-ray binder) and moving through the inspection process.

165 10:30 – 11:30 A.M.

"Who's Here?" Preparing for a State Pharmacy Board Inspection

Matthew Verbsky, DVM, M.S.

Audience: V, T || Level: 2

All facilities licensed as a terminal distributor of dangerous drugs (TDDD) by the Ohio State Board of Pharmacy are subject to, without prior notice, an on-site inspection by the Board. This session will walk attendees through the inspection process and help them prepare for if and when they come knocking.

166 1:30 – 2:30 P.M.

How Has Employment Law Changed?

Scott Warrick, J.D., MLHR

Audience: MO || Level: 1

In recent years, employment law has undergone some major changes. Is your handbook still legal? What freedoms do employees have now that they didn't before? Can you place guidelines on your employees' behavior? This session will answer these questions and more.

167 2:45 – 3:45 P.M.

Healing the Human Brain

Scott Warrick, J.D., MLHR

Audience: V, T, HS, SS, BT, MO || Level: 1

What daily activities do we partake in that damage our brains without us even knowing? Come to this session to learn how we are hurting ourselves every day and, more importantly, how we can rewire our brains and repair the damage.

168 4:00 – 5:00 P.M.

Using EPR to Coach Employees

Scott Warrick, J.D., MLHR

Audience: V, T, HS, SS, BT, MO || Level: 1

Do you sometimes feel more like a babysitter than a boss? This session will explain how to use empathic listening, parroting, and rewards (EPR) skills to coach employees.

Public Health

169A 8:00 – 8:30 A.M.

SARS-CoV-2 in Free-Ranging White-Tailed Deer

Natalie Tarbuck, MPH

Audience: V, T, MO || Level: 2

In this 30-minute session, attendees will learn about the persistence, spread, and evolution of SARS-CoV-2 in white-tailed deer and the risk of human transmission of the virus.

169B 8:30 – 9:00 A.M.

Antimicrobial Use in Dairy Cattle

Rafael Portillo-Gonzalez, DVM, MBA

Audience: V, T, HS, MO || Level: 1

This half-hour session will discuss how education on the responsible use of antimicrobials in dairy cattle is a crucial first step in combating resistant bacteria.

170A 9:15 – 9:45 A.M.

Navigating an Outbreak of *Brucella canis*

Summer Smith, DVM

Audience: V, T, SS || Level: 1

This 30-minute session will discuss how to navigate a *B. canis* patient in both a kennel setting and on an individual basis. Attendees will learn about options for testing and treating a positive patient, as well as whom to contact during an outbreak.

170B 9:45 – 10:15 A.M.

Enteric Bacteria in Commercially Bred Canines

Tinamarie Dadic & Helynn Jarrell, B.S.

Audience: V, MO, BT, T, HS, SS || Level: 1

This half-hour session will discuss current research around enteric bacteria in commercially bred dogs, with the aim of informing attendees of disease transmission risks, zoonotic public health threats, and multidrug resistance concerns.

171 10:30 – 11:30 A.M.

The One Health Landscape of AMR: Impact on Patients, Practice, and Beyond

Gregory Ballash, DVM, Ph.D., MPH

Audience: V || Level: 1, 2

This session will discuss the current state of antimicrobial-resistant (AMR) bacteria in One Health environments, the drivers that lead to their dissemination, what this means for your patients and practice, and what can be done to mitigate risk.

172 1:30 – 2:30 P.M.

Urine Trouble: Leptospirosis in Dogs and Cats

Brad Ryan, M.Sc., DVM, MPH

Audience: V, T, HS, SS || Level: 1, 2

This case-based session will summarize key aspects of leptospirosis in dogs and cats and provide resources for practical clinical management. Recent peer-reviewed literature, as well as evidence- and expert-based guidelines, will be discussed.

173–174 2:45 – 5:00 P.M.

Cat Goat Your Tongue?

Elizabeth Koch, M.D., MPH&TM; Jessica Shrake, MPH; & Naomi Tucker, R.N., MPH, CIC, NHDP-BC

Audience: V, T, HS, SS, MO || Level: 1, 2, 3

This interactive two-part session will explore what veterinarians and animal health facilities should know during a zoonotic disease outbreak. Attendees will learn how to apply One Health principles in response and enhance partnerships with public health.

DESCRIPTIONS

Thursday, Feb. 20

Shelter Animal I

175

8:00 – 9:00 A.M.

Kitten Care in Shelters & Rescues, Part I: What the Research Tells Us

Elizabeth Berliner, DVM, DABVP (Shelter Med Practice; Canine and Feline Practice)

Audience: V, T, SS || **Level:** 2

Most of what we know about kitten care is based on research performed in laboratory and breeding facilities, which are obviously very different from animal shelters and foster care. This session will review the current body of scientific literature on kitten care, including physiology, morbidity, and mortality.

176

9:15 – 10:15 A.M.

Kitten Care in Shelters and Rescues, Part II: Best Practices

Elizabeth Berliner, DVM, DABVP (Shelter Med Practice; Canine and Feline Practice)

Audience: V, T, SS || **Level:** 2

This session will expand on the research covered in the previous session. We will review evidence-based best practices and resources for kitten care in shelters and rescues, including prevention of disease and treatment interventions.

177

10:30 – 11:30 A.M.

Tough Choices, Part I: Diagnostic Testing Strategies for Shelters and Rescues

Elizabeth Berliner, DVM, DABVP (Shelter Med Practice; Canine and Feline Practice)

Audience: V, T, HS, SS || **Level:** 2

This session will review diagnostic test modalities, accuracy, selection, and interpretation in light of population principles and common diseases. Attendees will learn how to make strategic choices and maximize evidence-based decisions in spite of resource limitations.

178

1:30 – 2:30 P.M.

Tough Choices, Part II: Shelter Medicine's Role in Antimicrobial Stewardship

Elizabeth Berliner, DVM, DABVP (Shelter Med Practice; Canine and Feline Practice)

Audience: V, T, HS, SS || **Level:** 2

Many in the veterinary industry, including the AVMA, are emphasizing the need for proactive antimicrobial stewardship in companion animal practice. This session will discuss shelters' roles in this important effort. Findings from a recent shelter survey and best practices will be presented.

179

2:45 – 3:45 P.M.

Tough Choices, Part III: Managing CIRDC Outbreaks in Shelters and Rescues

Elizabeth Berliner, DVM, DABVP (Shelter Med Practice; Canine and Feline Practice)

Audience: V, T, HS, SS || **Level:** 2

In this session, we will talk through how to assess, diagnose, and manage canine infectious respiratory disease (CIRDC) in a shelter population.

180

4:00 – 5:00 P.M.

Tough Choices, Part IV: Managing FPLV Outbreaks in Shelters and Rescues

Elizabeth Berliner, DVM, DABVP (Shelter Med Practice; Canine and Feline Practice)

Audience: V, T, HS, SS, MO || **Level:** 2

In this session, we will talk through how to assess, diagnose, and manage feline panleukopenia (FPLV) in a shelter population.

Shelter Animal II HUMANE AGENT TRAINING

181

8:00 – 9:00 A.M.

Crimes of Omission: Animal Neglect

Martha Smith-Blackmore, DVM

Audience: V, T, HS, SS, BT || **Level:** 1, 2

This session will provide strategies for documenting cases of animal neglect, from inadequate nutrition and shelter to untreated medical conditions. Through practical examples and case studies, the talk will also cover effective documentation techniques, critical evidence gathering, and building a comprehensive case.

182

9:15 – 10:15 A.M.

Neglect to the Power of N

Martha Smith-Blackmore, DVM

Audience: V, T, HS, SS, BT || **Level:** 1, 2

This session will delve into the complexities of animal hoarding and illegal breeding operations, including warning signs, effective investigative and documentation techniques, legal and ethical considerations, and strategies for collaboration and resource utilization.

183

10:30 – 11:30 A.M.

Crimes of Commission: Non-Accidental Injuries

Martha Smith-Blackmore, DVM

Audience: V, T, HS, SS, BT || **Level:** 1, 2

This session will use case presentations to demonstrate how to identify and investigate cases of

deliberate harm inflicted on animals. Participants will learn to recognize signs of non-accidental injuries and methods to differentiate between intentional and accidental harm.

184

1:30 – 2:30 P.M.

Crimes of Perversion: Animal Sexual Abuse & Animal Fighting

Martha Smith-Blackmore, DVM

Audience: V, T, HS, SS || **Level:** 1, 2

This talk will address the disturbing and complex issues surrounding animal cruelty in the forms of organized animal fighting and animal sexual abuse. Using real-world cases, attendees will learn about physical and scene indicators, effective strategies for evidence collection, and case management.

185

2:45 – 3:45 P.M.

Crime Scene Documentation

Martha Smith-Blackmore, DVM

Audience: V, T, HS, SS, BT || **Level:** 1, 2

This session will cover steps of effectively documenting crime scenes where animal abuse or neglect is suspected. Participants will learn techniques for capturing and preserving evidence—from photographic documentation to detailed scene notes—ensuring that critical information is accurately recorded and preserved for legal proceedings. Best practices for assessing and documenting both animals at the scene and the surrounding environment will be covered.

186

4:00 – 5:00 P.M.

Tell It Like It Is: Report Writing and Courtroom Testimony

Martha Smith-Blackmore, DVM

Audience: V, T, HS, SS, BT || **Level:** 1, 2

This talk will focus on the critical skills needed for crafting clear, detailed reports and delivering effective testimony in court. Attendees will gain practical insights into preparing and testifying, including strategies for answering challenging questions and conveying complex information.

Technician I

187

8:00 – 9:00 A.M.

The RECOVER Approach: Elevating CPR Standards

Molly Ellis, RVT, FFCEP, CFVP, PVFR (Instructor), CVHDP

Audience: V, T, HS || **Level:** 1, 2

The RECOVER initiative stands at the forefront of advancing CPR standards, providing evidence-based guidelines tailored to the unique needs of veterinary

patients. This lecture will cover the principles and practices of RECOVER CPR, from basic life support (BLS) to advanced life support (ALS) protocols. Attendees will also explore the critical components of effective CPR, including chest compressions, ventilation techniques, and defibrillation.

188 9:15 – 10:15 A.M.

Triage in Veterinary Medicine: A Vital Skill Set for Technicians

Molly Ellis, RVT, FFCP, CFVP, PVFR (Instructor), CVHDP

Audience: V, T, HS, MO || **Level:** 1, 2

Technicians are essential in the triage process, facilitating timely care delivery and optimizing patient outcomes. This session will use case examples and interactive exercises to demonstrate the principles of triage, recognition of emergent versus non-emergent cases, assessment of vital signs, and the implementation of triage protocols.

189 10:30 – 11:30 A.M.

Breathing Easy: Oxygen Therapy Administration

Molly Ellis, RVT, FFCP, CFVP, PVFR (Instructor), CVHDP

Audience: V, T, HS || **Level:** 2, 3

Oxygen therapy is a cornerstone in the management of various critical conditions, and technicians play a pivotal role in its administration and monitoring. This lecture will provide participants with a comprehensive understanding of oxygen therapy fundamentals, including its physiological principles, equipment and delivery systems, indications and contraindications, and monitoring techniques.

190 1:30 – 2:30 P.M.

The Critical Role of Capnography in Veterinary Anesthesia and Critical Care

Molly Ellis, RVT, FFCP, CFVP, PVFR (Instructor), CVHDP

Audience: V, T, HS || **Level:** 2, 3

Understanding capnograph waveforms is essential for the early detection of respiratory, cardiovascular, and equipment-related issues, ultimately improving patient safety and outcomes. This lecture will delve into the significance of capnography in veterinary practice, focusing on the interpretation of capnograph waveforms and their clinical implications.

191 2:45 – 3:45 P.M.

Effective Management of Urethral Obstruction in Veterinary Practice

Molly Ellis, RVT, FFCP, CFVP, PVFR (Instructor), CVHDP

Audience: T, HS, SS || **Level:** 1, 2, 3

Urethral obstruction is a common and potentially life-threatening emergency in veterinary medicine,

particularly in male cats, and prompt management is crucial to prevent severe complications. This lecture will provide a comprehensive guide to the diagnosis, stabilization, and treatment of urethral obstruction, with an emphasis on evidence-based practices and practical approaches.

192 4:00 – 5:00 P.M.

Mastering ECG Interpretation in Veterinary Medicine: A Practical Approach

Molly Ellis, RVT, FFCP, CFVP, PVFR (Instructor), CVHDP

Audience: V, T, HS || **Level:** 1, 2, 3

Accurate interpretation of electrocardiograms (ECGs) is essential for diagnosing arrhythmias, detecting underlying heart disease, and guiding treatment decisions. This lecture will offer attendees a clear, step-by-step approach to reading and understanding ECGs. Advancements in veterinary electrocardiography will also be reviewed.

Technician II

193 8:00 – 9:00 A.M.

Immune-Mediated Polyarthritis: Shifting Lameness

Yvonne Brandenburg, CVT, RVT, VTS (SAIM)

Audience: T || **Level:** 1, 2

This session will cover the diagnostics commonly used for immune-mediated polyarthritis (IMPA) patients and describe how to treat IMPA. Attendees will also learn how to navigate client conversations in order to improve quality of life for both patients and clients.

194 9:15 – 10:15 A.M.

Cracking the Code: Understanding Blood Chemistry

Yvonne Brandenburg, CVT, RVT, VTS (SAIM)

Audience: T || **Level:** 1

This session will cover basic blood chemistry panel evaluation for veterinary technicians. We will differentiate the biomarkers for body systems and common abnormalities seen. Attendees will gain confidence in analyzing blood chemistry results and how this information may relate to their patients.

195 10:30 – 11:30 A.M.

A Technician's Guide to Managing the Diabetic Ketoacidosis Patient

Yvonne Brandenburg, CVT, RVT, VTS (SAIM)

Audience: T || **Level:** 2, 3

This session will review diabetic ketoacidosis (DKA) and discuss what veterinary technicians need to know

when treating these patients. Treatments, nursing skills, and client communication for managing patients with DKA will also be covered.

196 1:30 – 2:30 P.M.

Continuous Glucose Monitors: How To Use Them In Your Practice

Yvonne Brandenburg, CVT, RVT, VTS (SAIM)

Audience: T || **Level:** 1, 2

This session will cover application and use of continuous glucose monitors in veterinary patients. We will discuss when to use them, how they work, how to apply them, and how to get client compliance for better control of diabetic veterinary patients.

197 2:45 – 3:45 P.M.

Pancreatitis: When Exocrine Goes Haywire

Yvonne Brandenburg, CVT, RVT, VTS (SAIM)

Audience: T || **Level:** 1, 2

This session will review what pancreatitis is, the diagnostics commonly used for these patients, and how to treat pancreatitis patients. Attendees will also learn how to navigate client conversations to support the pancreatic patient's and client's quality of life.

198 4:00 – 5:00 P.M.

Renal Disease: When BUN and Creatinine Are Too Much

Yvonne Brandenburg, CVT, RVT, VTS (SAIM)

Audience: T || **Level:** 1, 2, 3

This session will explain what acute and chronic renal disease are, how to use the International Renal Interest Society's (IRIS) guidelines, what diagnostics are commonly used for these patients, and how to treat renal disease patients. Attendees will also learn how to navigate client conversations to support both the patient's and client's quality of life.

Wellbeing

199 8:00 – 9:00 A.M.

Something to Talk About: A New Era for Workplace Wellbeing

Jen Brandt, Ph.D., LISW-S

Audience: V, T, HS, SS, BT, MO || **Level:** 1, 2, 3

Efforts to promote wellbeing in the veterinary workplace have evolved significantly in recent years. In this session, participants will learn tangible skills that contribute to a strong sense of belonging in the team, candid and open communication among team members, and a high degree of trust in their organization.

DESCRIPTIONS

Thursday, Feb. 20

200

9:15 – 10:15 A.M.

Managing Stress: Controlling the Controllables

Jen Brandt, Ph.D., LISW-S

Audience: V, T, HS, SS, BT, MO || **Level:** 1, 2, 3

Wanting to have control over our lives is a natural human desire, but persistent attempts to change or control what is not within our control is counterproductive at best—draining time, energy, and resources, while increasing stress and taking a toll on our relationships and wellbeing. In this engaging seminar, participants will learn how to distinguish between what we can and cannot control, the upside of stress, the role that lowering reactivity plays in reducing rates of occupational distress and burnout, and evidence-based approaches for better stress managements.

201

10:30 – 11:30 A.M.

Creating Lives Worth Living: New Perspectives in Suicide Prevention

Jen Brandt, Ph.D., LISW-S

Audience: V, T, HS, SS, BT, MO || **Level:** 1, 2, 3

Suicide is complex and multifaceted—not an inevitable outcome of someone experiencing pain or crisis in their life. Candid, open discussions about mental health and suicide are vital, and there are safe ways to talk about this important public health concern. This engaging seminar will share the latest research and perspectives on suicide prevention. We will also examine the prevailing myths and narratives of suicide, current challenges to suicide prevention efforts, and ways we can chart a new path forward by joining forces.

202

1:30 – 2:30 P.M.

Leveraging Your Vet Med Superpowers to Combat Workplace Rudeness

Jen Brandt, Ph.D., LISW-S

Audience: V, T, HS, SS, BT, MO || **Level:** 1, 2, 3

Research from around the United States and beyond shows that rudeness is on the rise, especially toward people whose job is to help others—which can harm our emotional and physical health and negatively impact our organizations. In this presentation, we will explore how to address challenging behaviors and why attempts to control others' behaviors often backfire. Attendees will also learn how to apply their existing superpowers of working with reactive animals to difficult encounters with humans.

203

2:45 – 3:45 P.M.

Leaps and Bound(aries): Real Self-Care and Real Change

Jen Brandt, Ph.D., LISW-S

Audience: V, T, HS, SS, BT, MO || **Level:** 1, 2, 3

Often, the remedies we use to improve our mental health and wellbeing provide only short-term relief, but real self-care is an ongoing process that requires more than temporary remedies. In this interactive seminar, participants will learn essential tools and skills for boundary setting—one of the pillars of real self-care and real change.

204

4:00 – 5:00 P.M.

Psychological Safety

Jen Brandt, Ph.D., LISW-S

Audience: V, T, HS, SS, BT, MO || **Level:** 1, 2, 3

Psychological safety is the shared belief held by members of a work team that they are safe for interpersonal risk taking. In psychologically safe workplaces, team members feel comfortable speaking up, and diverse opinions, experiences, and knowledge can be better leveraged. This positive effect on wellbeing can enhance productivity, reduce absenteeism, and increase overall job satisfaction. Despite psychological safety being a top driver of employee retention, few leaders develop the skills necessary to create psychologically safe teams. In this session, attendees will explore tangible methods to create psychological safety in their own work culture.

Workshops & Hands-On Labs

A1

1:30 – 5:00 P.M.

Aquaculture Exams and Necropsy Techniques

Stephen Reichley, DVM, Ph.D., CertAqV

Audience: V, T || **Level:** 1, 2 || **CE:** 3.5 hours || **Fee:** \$395 || **Max Capacity:** 20 || **Pre-Registration:** Required by 1/30/25. || **Pre-Requisites:** Sessions 112–114 strongly recommended.

Veterinary involvement in aquaculture continues to grow, yet many veterinarians do not have a background in or knowledge of approaches to diagnostics for aquatic animals. In this wet lab, participants will learn approaches to fish health assessment and diagnostics, gain hands-on experience in fish necropsy, and find out where to go for additional help.

Special Events

5:00 – 6:00 P.M.

Tech Savvy: Chart the Course for Your Career

Sara Hill, LVT; Erin Redman, RVT, CVPM; & Shawn Zimmermann, RVT, CCRP, VTS

Audience: T, HS, SS, BT, MO || **Level:** 1, 2 || **CE:** 1 hour || **Fee:** None. || **Pre-Registration:** Not Required || **Pre-Requisites:** None.

In an ever-evolving industry, career opportunities for technicians expand every day. This evening CE session will be an open panel discussion of technicians who have advanced their careers beyond general practice. Panelists will include veterinary technicians from industry, research, specialty hospital administration, advanced credentialing, and more.

DESCRIPTIONS

Friday, Feb. 21

Note: The following descriptions have been edited to fit the space allotted. Complete descriptions can be found online at www.mvcinfo.org/education.

Key

AUDIENCES: V = Veterinarians || T = Technicians || HS = Hospital Staff || SS = Shelter Staff || BT = Behaviorists & Trainers || MO = Managers & Owners
LEVELS: 1 = Beginner || 2 = Intermediate || 3 = Advanced **HIGHLIGHTED IN YELLOW** = To be recorded for VMVC.

Animal Behavior I

300 8:00 – 9:00 A.M. Behavioral Meds Quick Guide: Expert Tips for Veterinary Professionals

Lisa Radosta, DVM, DACVB

Audience: V, T, SS || Level: 1, 2

Perfect for busy veterinary professionals, this session will distill the most important information into easily digestible, actionable insights that can immediately be applied in practice. Don't miss this opportunity to enhance your expertise; streamline your decision-making; and improve the lives of your patients in a practical, impactful way.

301 9:15 – 10:15 A.M. Woof, Meow, Chill, Part I: Making Sense of Behavior Drugs

Lisa Radosta, DVM, DACVB

Audience: V, T, SS || Level: 1, 2

This session will cover the most commonly used behavior medications for dogs and cats, breaking down their mechanisms, benefits, and how they can be seamlessly integrated into your treatment plans.

302 10:30 – 11:30 A.M. Woof, Meow, Chill, Part II: Turning Difficult Customers into Loyal Fans

Lisa Radosta, DVM, DACVB

Audience: V, T, SS || Level: 1, 2

This session will discuss how to turn unhappy clients into loyal fans, share five steps for successful service recovery, and explain how to empower employees with the tools they need to make bad situations better.

303 1:30 – 2:30 P.M. Pawpular Poppers: Meds for Vet Visits

Lisa Radosta, DVM, DACVB

Audience: V, T, SS || Level: 1, 2

This session will discuss how to use medications to make trips to the vet smooth, stress-free experiences. Learn about timing of medication (this can be the difference between failure and success!), drug combinations, how to approach prescribing and combining, and much more!

304–305 2:45 – 5:00 P.M.

Advanced Psychopharmacology for Dogs and Cats: A Case-Based Panel Discussion

Kelly Ballantyne, DVM, DACVB; Elizabeth Feltes, DVM, DACVB; Meghan Herron, DVM, DACVB; M. Leanne Lilly, DVM, DACVB & Lisa Radosta, DVM, DACVB

Audience: V, T, HS, SS, BT || Level: 1, 2

In this two-part discussion panel, leading experts on companion animal behavior and psychopharmacology will take on real behavior cases submitted by general practitioners prior to the conference. The first hour will focus on cats, while the second hour will focus on dogs. Interested in asking a psychopharmacology question and/or sharing a case for discussion? Submissions will be accepted online at www.mvcinfo.org/psychopharm through Feb. 3, 2025.

Animal Behavior II

306 8:00 – 9:00 A.M.

Prevention is Easier than Treatment! The Importance of Preventive Behavioral Services

Debbie Martin, LVT, VTS (Behavior)

Audience: V, T, HS, BT, MO || Level: 1

With behavior issues being the number one reason for pet relinquishment, preventive behavioral services are imperative. This session will explore several preventive services that can be offered within the veterinary hospital.

307 9:15 – 10:15 A.M.

Crash, Boom, Bang! Protocols for Dogs with Sound Sensitivity

Debbie Martin, LVT, VTS (Behavior)

Audience: V, T, HS, BT || Level: 1, 2, 3

It is estimated that anywhere from one-third to two-thirds of dogs have noise aversions. Not only can a fear of sounds be physiologically and emotionally damaging for dogs, it can also strain the human-animal relationship. This session will provide attendees with strategies for approaching and preventing sound sensitivities, including teaching desired coping skills.

308 10:30 – 11:30 A.M.

The Secrets Behind Proper Canine Exposure to Novelty

Debbie Martin, LVT, VTS (Behavior)

Audience: V, T, HS, SS, BT || Level: 1, 2

Socialization is not just about exposure to novel stimuli; it is about providing positive experiences. This session will provide tips on how to make exposure to novel environments, people, and stimuli pleasant and enjoyable for the dog. Common pitfalls and how to avoid them will also be discussed.

309 1:30 – 2:30 P.M.

Elimination Happens!

Debbie Martin, LVT, VTS (Behavior)

Audience: V, T, HS, SS, BT || Level: 1, 2

A top behavioral reason why dogs and cats are relinquished is inappropriate elimination. This session will offer quick tips for helping pet owners be successful with teaching appropriate elimination habits for dogs and cats. Attendees will also learn what questions to ask to determine if the behavior is related to a medical condition, lack of training, or stress and anxiety.

310 2:45 – 3:45 P.M.

Training and Behavior Modification Techniques for Territorial Aggression in Dogs

Debbie Martin, LVT, VTS (Behavior)

Audience: V, T, HS, SS, BT || Level: 2, 3

Aggression toward unfamiliar people entering the home is a common behavior complaint of dog owners. This session will explore behavior modification strategies for safely, humanely, and effectively addressing this common issue.

311 4:00 – 5:00 P.M.

What's Mine is Mine: Preventing and Treating Resource Guarding

Debbie Martin, LVT, VTS (Behavior)

Audience: V, T, HS, SS, BT || Level: 2, 3

Resource guarding poses a serious risk of injury and can negatively affect the human-animal bond. This session will primarily focus on dogs guarding food or toys from people. Prevention strategies, training, and treatment recommendations will be explored.

DESCRIPTIONS

Friday, Feb. 21

Equine

312 8:00 – 9:00 A.M.

Acupuncture, Chiropractic, & Rehab: Why Every Practice Needs Integrative Therapies

W. Michelle Bucci, DVM, CERP, CAC, cVMA

Audience: V, T || **Level:** 1, 2, 3

As demand for non-invasive therapies grows, equine practitioners need a better understanding of the intricacies of integrative treatment. This session will discuss acupuncture, chiropractic, and rehabilitation; when to use each therapy; finding and collaborating with certified non-veterinary professionals; and how to become certified yourself. We will also talk about integrative or holistic-only practices and how they can serve your practice.

313 9:15 – 10:15 A.M.

Equine Rehabilitation in the Field: Why Pole Work is NOT Working

W. Michelle Bucci, DVM, CERP, CAC, cVMA

Audience: V, T || **Level:** 1, 2, 3

This session will discuss how to build an individualized rehabilitation plan, which can make an enormous difference for horses that just aren't getting better. In addition, we will go over rehab recommendations for a variety of common issues, including neurological conditions, kissing spine, stall rest, and starting back to exercise.

314 10:30 – 11:30 A.M.

Equine Emergency Practice: The Ins and Outs and How to Get Started

Meggan Graves, DVM

Audience: V, MO || **Level:** 1

Do you find emergencies exciting and gain fulfillment in helping people and horses in their greatest times of need? If so, emergency practice might be a good fit for you! In this session, we will discuss the pros and cons of equine emergency practice and how to establish an emergency relief service.

315 1:30 – 2:30 P.M.
Common Field-Based Equine Emergencies

Meggan Graves, DVM

Audience: V, T, BT, MO || **Level:** 1

This session will cover the most common ambulatory equine emergencies and explain how to approach each. Attendees will take away a variety of tips and tricks that will help them feel more prepared for equine emergencies in the field.

316 2:45 – 3:45 P.M.

Equine Emergency Medicine and Colic: When to Treat and When to Refer

Meggan Graves, DVM

Audience: V, T, HS, MO || **Level:** 1

In this session, attendees will follow along through a field colic workup and gather the evidence needed to determine if the case should remain on the farm or find transport to a hospital.

317 4:00 – 5:00 P.M.

Sustainability in Equine Practice: Panel Discussion

W. Michelle Bucci, DVM, CERP, CAC, cVMA; Meggan Graves, DVM; Sam Parkinson, DVM; & Jonathan Yardley, DVM, NBC-HWC

Audience: V, T, HS, MO || **Level:** 1

This panel discussion will review real-life experiences and knowledge on sustainability in equine veterinary practice, specifically in on-call responsibilities and non-traditional service methods. Attendees will walk away with knowledge on team collaboration, balancing work-life demands, practical changes to workflow, and more.

Food Animal

318–319 8:00 – 10:15 A.M.

Backyard and Pet Livestock Production Medicine

Rachel Friedrich, DVM, DABVP-FA

Audience: V, T || **Level:** 1

Backyard and pet livestock are becoming more popular, but a shortage of food animal practitioners often leads to gaps in care. Geared toward practitioners with limited food animal experience, the first hour of this two-part session will offer an overview of basic care considerations in sheep, goats, swine, and cattle. In the second hour, attendees will learn about basic veterinary care, safety, handling considerations, and regulatory concerns for food animals raised in backyard or pet settings.

320 10:30 – 11:30 A.M.

Attracting & Retaining Rural Veterinarians Panel Discussion

Lori Davis, DVM; Leah Dorman, DVM; Fred Gingrich, DVM; William Minton, DVM; & Ryan Zimmerman, DVM

Audience: V, T, MO || **Level:** 1, 2

As rural communities across the country face an increasing shortage of veterinarians, it's essential to explore innovative solutions to attract and retain

skilled professionals in these underserved areas. This panel discussion will bring together experts from equine medicine to address the unique challenges of and opportunities for ensuring quality veterinary care in rural settings.

321 1:30 – 2:30 P.M.

Emerging Issues in Bovine Parasitology

Grace VanHoy, M.S., DVM, DACVIM-LA

Audience: V, T, MO || **Level:** 1, 2

This session will cover recent scientific developments regarding parasites of cattle, including drug resistance, combination dewormer products, and the expansion of transboundary parasite diseases. Strategies for diagnostics and herd management will also be discussed.

322 2:45 – 3:45 P.M.

Gastrointestinal Disease in the Neonatal Calf

Grace VanHoy, M.S., DVM, DACVIM-LA

Audience: V || **Level:** 1, 2

In the first few weeks of life, neonatal calves undergo complex changes that necessitate careful nutritional management. This session will briefly review neonatal digestive anatomy and physiology before discussing common neonatal GI diseases, diagnostic workups, treatment, and management recommendations.

323 4:00 – 5:00 P.M.

Dermatology for the Livestock Veterinarian

Grace VanHoy, M.S., DVM, DACVIM-LA

Audience: V || **Level:** 1, 2

This session will cover common clinical presentations, recommended on-farm diagnostic workup, and diagnostic interpretation of various skin diseases in cattle, in both individual and herd-level outbreaks. Treatment, management, and prevention will also be discussed.

Holistic & Integrative Medicine

324 8:00 – 9:00 A.M.

Creating a Successful, Rewarding Holistic House Call Practice

Elizabeth Fernandez, DVM

Audience: V || **Level:** 1, 2, 3

This session will explain how the speaker generated a gross income between \$100,000 and \$200,000 over the last 15 years with no staff and minimal overhead.

Attendees will gain tips for marketing, determining fees, and maintaining a balance of professional and personal life.

325 9:15 – 10:15 A.M. Yin Yang Qi, What Does it Have to Do with Me? Intro to TCVM for the Western Practitioner

Elizabeth Fernandez, DVM

Audience: V || **Level:** 1, 2

Geared toward the allopathic veterinarian, this session will explore Traditional Chinese Veterinary Medicine (TCVM) principles, including the five element theory; the eight principles; and the concepts of qi, yin and yang, and meridians. Attendees will learn how the TCVM exam can enhance their diagnostic acumen, discover commonly used acupuncture points and herbal formulas, and gain a basic understanding of TCVM food therapy.

326 10:30 – 11:30 A.M. Managing an Angry Client During In-Home Euthanasia? TCVM Can Help!

Elizabeth Fernandez, DVM

Audience: V, T, HS, BT, MO, SS || **Level:** 1, 2, 3

This session will present a case study to demonstrate how an understanding of TCVM and interpersonal neurobiology principles can support a practitioner during an emotional and stressful encounter.

327 1:30 – 2:30 P.M. A Brief History of Traditional Chinese Veterinary Medicine and Acupuncture

Madeline Yamate, DVM, CVA, CVCH, CVFT, CVTP, CVSMT, FACVBM, MBA

Audience: V, T, HS || **Level:** 1

Interest in and demand for veterinary acupuncture has increased exponentially over the past 20 years. This session will provide a brief history of Traditional Chinese Veterinary Medicine (TCVM), with a focus on acupuncture and the variable acupuncture techniques that are employed.

328 2:45 – 3:45 P.M. Insider's Guide to Acupuncture: Hints to Increase Your Success

Madeline Yamate, DVM, CVA, CVCH, CVFT, CVTP, CVSMT, FACVBM, MBA

Audience: V || **Level:** 1, 2

This session will provide tips on needling difficult animals and challenging acupoints, as well as how and when to use specific acupuncture techniques. Some commonly used classical acupoints in small animals will also be covered.

329 4:00 – 5:00 P.M. Treating Cancer with Alternative Medicine: Learning from Challenges and Successes

Madeline Yamate, DVM, CVA, CVCH, CVFT, CVTP, CVSMT, FACVBM, MBA

Audience: V, T, HS || **Level:** 1, 2, 3

Cancer is one of the diagnoses that often throws our clients into a tailspin, not only because of the poor prognosis but also due to the treatment. Some of these options are met with resistance due to cost, time required, and possible side effects. This session will highlight multiple cancer cases that were managed integratively with Western and alternative medicine or with alternative medicine alone.

Pet Animal CANINE SPECTRUM OF CARE

330A 8:00 – 8:30 A.M. Mitigating Treatment Costs for Addison's Disease

Daniel Langlois, DVM, DACVIM (SAIM)

Audience: V || **Level:** 2

This half-hour session will detail a recently completed study of desoxycorticosterone pivalate (DOCP) pharmacokinetics and pharmacodynamics, funded by The Stanton Foundation to help address common client challenges. Topics to be covered include testing and treatment options; recent research results regarding modifications to traditional DOCP protocols; and the development of a cost-effective treatment protocol for dogs with hypoadrenocorticism.

330B 8:30 – 9:00 A.M. Techniques for Tibial Fracture Repair

Steven Budsberg, DVM, M.S., DACVS

Audience: V, T || **Level:** 1, 2, 3

A recent prospective study assessed the differences in outcomes between internal fixation of closed tibia fractures in the specialty practice setting versus external skeletal fixation in a general practice setting. This half-hour session will describe the outcomes for both settings, including costs, clinical outcomes, and client satisfaction.

331A 9:15 – 9:45 A.M. Accuracy of In-House Bacteriuria Tests

Jennifer Grady, DVM, DABVP (Canine/Feline)

Audience: V, T, MO || **Level:** 1

This 30-minute session will review a prospective, cross-sectional research study evaluating the clinical

utility of three in-house tests to screen for bacteriuria in dogs.

331B 9:45 – 10:15 A.M. Spectrum of Care for Parvo Pups

Jenessa Winston, DVM

Audience: V, T || **Level:** 1, 2

During this half-hour session, updates on the therapeutic strategies for canine parvovirus enteritis will be reviewed, specifically fecal microbiota transplant (FMT) and the newly released canine parvovirus monoclonal antibody. Attendees will also hear about research data regarding the canine parvovirus monoclonal antibody in naturally occurring canine parvovirus infection.

332 10:30 – 11:30 A.M. Cost Considerations & Approaches for IBD

Daniel Langlois, DVM, DACVIM (SAIM)

Audience: V || **Level:** 2

This lecture will cover basics of the diagnostic approach and management strategies for inflammatory bowel disease (IBD), focusing on the actual benefit of these tests and treatments and offering alternatives when they cannot be pursued. Attendees will gain familiarity with testing and treatment options for patients with chronic enteropathies and learn how to select the most critical diagnostic tests while avoiding costly or unnecessary tests and treatments.

333–334 1:30 – 3:45 P.M. Canine Diabetes Mellitus on the Cheap(ish)

Jennifer Grady, DVM, DABVP (Canine/Feline)

Audience: V, T || **Level:** 1, 2

This two-part lecture will explore canine diabetes mellitus diagnosis and management in a practice for low-income pet owners. The first hour will focus on initial diagnosis and communication strategies for educating owners about their diabetic pet. The second hour will look at the finances, pros, and cons of various insulin options and monitoring strategies.

335 4:00 – 5:00 P.M. Canine Spectrum of Care Panel Discussion

Steven Budsberg, DVM, M.S., DACVS; Jennifer Grady, DVM, DABVP (Canine/Feline); Daniel Langlois, DVM, DACVIM (SAIM); & Jenessa Winston, DVM

Audience: V, T || **Level:** 1, 2

This panel discussion of speakers and practice owners will focus on the practical applications of spectrum of care in your hospital.

DESCRIPTIONS

Friday, Feb. 21

Pet Animal EXOTICS

Note: The first half of this track will take place on Thursday (Sessions 145–147).

336 8:00 – 9:00 A.M.

Introduction to Exotic Animal Surgery: Maximizing Your Success in the OR

Stephen Divers, BVetMed, DZooMed, DECZM (Herp), DECZM (ZHM), DACZM, FRCVS

Audience: V, T, HS, SS, MO || Level: 2

This lecture will explain how to maximize your success in the operating room. While the focus will be on reptiles, the lessons will have applications for other exotic animals. Whether it's something as simple as an abscess removal or complex as a coelomic procedure, this lecture will boost your confidence!

337 9:15 – 10:15 A.M.

Reptile Coeliotomy: Getting In and Out Safely

Stephen Divers, BVetMed, DZooMed, DECZM (Herp), DECZM (ZHM), DACZM, FRCVS

Audience: V, T || Level: 3

This session will take a practical approach to performing common coelomic procedures in reptiles, including snakes, lizards and turtles. From first incision to final suture, this video-illustrated lecture will show you how to get inside, perform safe and effective coeliotomy procedures, and get out.

338 10:30 – 11:30 A.M.

Medical Errors in Herpetological Medicine: My Screw-Ups Over the Past 25 Years

Stephen Divers, BVetMed, DZooMed, DECZM (Herp), DECZM (ZHM), DACZM, FRCVS

Audience: MO, SS, HS, T, V || Level: 1, 2

This is the lecture that my senior students really enjoy: Seeing how Divers made mistakes throughout his 25 years in veterinary medicine. I cannot usually remember the case successes, as they blend into the ether at the back of my foggy mind and do little except reinforce my cognitive biases. Mistakes, however, can be very powerful learning opportunities. After dissecting what common mistakes are and how they can be avoided, this lecture will become a therapy session where the speaker and attendees can share their medical errors and surgical mistakes, so everyone can learn from them.

Pet Animal GENERAL SURGERY

339 8:00 – 9:00 A.M.

Management of Open Wound in Dogs and Cats: Something Old, Something New

Stephen Birchard, DVM, M.S., DACVS

Audience: V || Level: 2

Have any patients with open wounds that are not healing? This session is for you! We will cover current bandaging methods, including tie-over bandages, as well as lavage and debridement techniques.

340 9:15 – 10:15 A.M.

Skin Reconstruction in Dogs and Cats

Stephen Birchard, DVM, M.S., DACVS

Audience: V || Level: 2

This practical session will discuss principles of skin reconstruction in pet animals, including the rule of halves, random skin flaps, axial pattern flaps, and free skin grafts.

341 10:30 – 11:30 A.M.

Challenging Cases With Massive Skin Wounds

Stephen Birchard, DVM, M.S., DACVS

Audience: V || Level: 2

This will be an interactive session that tells the stories of dogs and cats with serious wounds secondary to bites, burns, and surgical dehiscence.

342 1:30 – 2:30 P.M.

Surgery of the Ear Canal and Pinna

Stephen Birchard, DVM, M.S., DACVS

Audience: V || Level: 2

This session will explore which dogs and cats should have an ear canal ablation, explain possible complications, and discuss results of surgery. Diagnosis and treatment of nasopharyngeal polyps in cats will also be covered, as well as when these patients can be managed without surgery.

343 2:45 – 3:45 P.M.

Surgical Oncology in Small Animals: Beyond the Lumpectomy

Stephen Birchard, DVM, M.S., DACVS

Audience: V || Level: 2

This session will be a case-oriented presentation of dogs and cats with large tumors of the skin, oral cavity, and internal organs. You might be surprised to hear how good the prognosis is for many of these "horrenduromas"!

344 4:00 – 5:00 P.M.

Challenging Cases in Small Animal Surgery

Stephen Birchard, DVM, M.S., DACVS

Audience: V || Level: 2

This interactive, case-based session will keep you on the edge of your seat! A variety of clinical stories will be shared, including that of Josie, the dog who was shot with an arrow.

Pet Animal OPHTHALMOLOGY

345 8:00 – 9:00 A.M.

Recognizing and Treating Ocular Emergencies

Terah Webb, DVM, DACVO

Audience: V, T || Level: 1, 2, 3

This lecture will discuss common ocular emergencies, including acute blindness, blunt trauma, corneal lacerations, eyelid lacerations, and proptosis. Prognostic indicators, best-practice treatments, surgical ophthalmic emergency treatments, and follow-up plans will also be covered.

346 9:15 – 10:15 A.M.

Ulcers: Grid/Burr or Not? That is the Question

Terah Webb, DVM, DACVO

Audience: V || Level: 1, 2, 3

This session will briefly review corneal ulcers and various reasons for non-healing, with the bulk of the discussion spent on indolent ulcers and treatments that provide the best odds of successful healing. Videos of burr and grid keratotomies will be shared to highlight key concepts.

347 10:30 – 11:30 A.M.

Enucleation: Indications, Techniques, and Tips

Terah Webb, DVM, DACVO

Audience: V, T || Level: 1, 2, 3

This lecture will discuss when enucleation is the only option and review techniques to make it a successful, pain-free surgery. Potential complications and how to avoid them will also be reviewed. This lecture will include surgical videos, including use of a CO2 laser, to help illustrate key points.

348

Ophthalmic Drugs 101

Terah Webb, DVM, DACVO

Audience: V, T || Level: 1, 2, 3

This session will discuss ophthalmic medications, including indications, contraindications, what to keep in your practice, what to script out, and most common prescription mistakes.

1:30 – 2:30 P.M.

349

Diagnosing and Treating Brachycephalic Ocular Syndrome

Terah Webb, DVM, DACVO

Audience: V, T || Level: 1, 2, 3

With French bulldogs named the No. 1 AKC-registered breed in the U.S., now is the time to learn about the newly coined brachycephalic ocular syndrome (BOS). This session will review these conditions, discuss why they are common to the breed, and explain how to approach them with both medical and surgical therapies.

2:45 – 3:45 P.M.

350

Feline Ophthalmic Diseases and Treatments

Terah Webb, DVM, DACVO

Audience: V, T || Level: 1, 2, 3

In this session, attendees will learn about ocular anatomy differences between dogs and cats, diseases specific to cats, and common presentations for adnexal and intraocular disease. Feline-specific ophthalmic medications and reactions to systemic meds will also be reviewed.

4:00 – 5:00 P.M.

Pet Animal PHARMACOLOGY

Note: The first half of this track will take place on Thursday (Sessions 148–150).

351–352

Respiratory Therapeutics Updates

Joseph Bruner, DVM, DACVIM (SAIM)

Audience: V || Level: 1, 2

In the first hour of this lecture (351), attendees will learn about the historical antitussives, bronchodilators, and mucolytics that have been used previously in veterinary medicine. The second hour (352) will review drugs used to treat bacterial and mycotic diseases of the respiratory tract. Corticosteroids will be discussed as well, especially in relationship to patients with concurrent infectious and inflammatory disease.

1:30 – 3:45 P.M.

353

Clinical Applications of Newer Respiratory Therapies

Joseph Bruner, DVM, DACVIM (SAIM)

Audience: V || Level: 1, 2

This case-based lecture will discuss recent developments of newer respiratory therapeutics and their applications to common clinical presentations. Each case will be presented in its entirety, from clinical signs to case management.

4:00 – 5:00 P.M.

Practice Management I

354

Artificial Intelligence in Veterinary Medicine

Charlotte Lacriox, DVM, J.D.

Audience: V, HS, MO || Level: 1, 2

Artificial intelligence (AI) is rapidly becoming a reality of everyday life. In this presentation, we will explore current AI technology within the veterinary industry, current limitations, and how AI may influence the future of veterinary medicine.

8:00 – 9:00 A.M.

355

Helpful Tools for Business Ownership: A Veterinary Perspective

Charlotte Lacriox, DVM, J.D.

Audience: V, HS, MO || Level: 1, 2

This session will introduce attendees to business planning, financial management, marketing, operational systems, and staff management tools that can be indispensable in a practice's long-term success.

9:15 – 10:15 A.M.

356

How to Attract an Associate

Charlotte Lacriox, DVM, J.D.

Audience: V, HS, MO || Level: 1, 2

Hiring a new associate can be a daunting task. Today's candidates have a wide range of expectations. This session will explore the benefits that new associates are looking for and ways you can increase your chances of finding a good match for your practice.

10:30 – 11:30 A.M.

357

Understanding Your Worth and Using it to Earn More

Charlotte Lacriox, DVM, J.D.

Audience: V, HS, MO || Level: 1, 2

Feeling empowered can be a key part of living a full and healthy life. This session will discuss how to take an active approach to empowerment. Learn the steps

1:30 – 2:30 P.M.

to understanding what you are truly worth, embracing a philosophy of lifelong learning, and using that combination to earn more money.

358

Navigating Today's Employment Landscape: The Latest Updates on Non-Competes

Charlotte Lacriox, DVM, J.D.

Audience: V, HS, MO || Level: 1, 2

Restrictive covenants have recently become a controversial topic in the veterinary field. In this session, attendees will learn about various types of restrictive covenants commonly found in veterinary medicine, factors that can affect non-compete enforcement, processes associated with enforcing non-competes, and more.

2:45 – 3:45 P.M.

359

Veterinary Urgent Care Practices: A Solution to a Nationwide Problem?

Charlotte Lacriox, DVM, J.D.

Audience: V, HS, MO || Level: 1, 2

The veterinary industry faces myriad challenges that affect the standard of care and have resounding effects on everyone involved. In this session, attendees will learn the many ways that urgent care centers (UCCs) can be a solution with immediate applications.

4:00 – 5:00 P.M.

Practice Management II

360

How to Safeguard Your Hospital Against Theft

Terence O'Neil, CPA, CVA

Audience: V, MO || Level: 1, 2

This session will review practice vulnerabilities, common warning signs of employee theft, and proper internal controls to protect your hospital from becoming a victim.

8:00 – 9:00 A.M.

361–362

Trends at the Most Profitable Veterinary Hospitals

Terence O'Neil, CPA, CVA

Audience: V, MO || Level: 1, 2

This two-part session will interpret current global statistics on revenue growth, number of invoices, normalized EBITDA, and revenue segments to offer insights into veterinary business performance. Business analytics and the latest veterinary trends—such as telemedicine and forward scheduling—will also be discussed.

9:15 – 11:30 A.M.

DESCRIPTIONS

Friday, Feb. 21

363 Ensuring Your Hospital is Valued for All It's Worth

Terence O'Neil, CPA, CVA

Audience: V, MO || Level: 1, 2

This session will identify critical issues to consider when undergoing a valuation and explain what information will be requested, what demographics will be studied, and which contracts will be reviewed.

364 Key Performance Indicators: Simplifying the Tools That Gauge Hospital Performance

Terence O'Neil, CPA, CVA

Audience: V, MO || Level: 1, 2

This session will demystify key performance indicators (KPIs)—one of the most important tools a business can use to gauge and improve performance—and teach owners, managers, and veterinarians simple systems for using them, all while avoiding information overload.

365 Financial Statements 101

Terence O'Neil, CPA, CVA

Audience: V, MO || Level: 1, 2

Going beyond the basics of financial statements, this session will get to the heart of the matter: Why a fundamental understanding of financial statements will help you ensure your hospital's wellbeing. Topics covered will include which method of accounting to use; valuable ways to read financials; frequency with which financials should be reviewed; using financial statement ratios to assess liquidity, leverage, EBITDA, and more; and how to use financials as a measure of progress toward goals. The session will also give helpful tips on what to look for when hiring an accountant or a CPA.

Public Health

366 Agriculture Updates from USDA & ODA

Jamie Davis, DVM & Dennis Summers, DVM, DACVPM

Audience: V, MO, SS, BT, T, HS || Level: 1, 2, 3

The first half of this session will share news and updates from the United States Department of Agriculture's Veterinary Services program. The second half will share news and updates from the Ohio Department of Agriculture's (ODA) Animal Health program.

1:30 – 2:30 P.M.

367 Food Safety News from USDA FSIS and ODA Meat Inspection

Hany Sidrak, DVM & Robin Jordan, DVM

Audience: V, T, HS || Level: 1, 2, 3

In this session, attendees will hear updates on the USDA Food Safety and Inspection Service (367A) and the ODA Division of Meat Inspection (367B), as well as the industries each regulates. Topics to be covered include the role of veterinarians in food safety, new and updated sampling and inspection methodologies, and predictions for the future.

368A Ohio Department of Health (ODH) Updates

Sara Margrey, DVM, MPH

Audience: V, T, HS, SS, BT, MO || Level: 1, 2, 3

This 30-minute session will offer an overview of activities and news from the Ohio Department of Health (ODH) Zoonotic Disease Program. This update will include statistics on rabies, zoonotic, vector-borne diseases, and other One Health projects being led by ODH.

368B Veterinarians in Government Open Forum

Jamie Davis, DVM; Robin Jordan, DVM; Sara Margrey, DVM, MPH; Hany Sidrak, DVM; & Dennis Summers, DVM, DACVPM

Audience: V, T, HS, SS, BT, MO || Level: 1, 2, 3

This half-hour panel discussion will bring together representatives from USDA Animal and Plant Health Inspection Service (APHIS) and Food Safety Inspection Service (FSIS), Columbus Public Health, and Ohio Department of Agriculture (ODA) divisions to answer attendee questions about the information presented in the previous sessions.

369 Bloom Doom: An Overview of Harmful Algal Bloom-Associated Illnesses

Sara Margrey, DVM, MPH

Audience: V, T || Level: 1, 2, 3

Harmful algal bloom (HAB)-associated illnesses are significantly underreported. This session will provide an overview of HABs and how they can impact your veterinary practice. We will dive into clinical presentation, voluntary reporting mechanisms, and diagnostic options to assist with case identification, as well as a recent survey gauging general veterinary understanding of HABs and what ODH can do to improve support and knowledge.

9:15 – 10:15 A.M.

10:30 – 11:00 A.M.

11:00 – 11:30 A.M.

1:30 – 2:30 P.M.

370–371 HPAI Outbreak in Cattle

Fred Gingrich, DVM; Justin Kieffer, DVM, DACVPM; Sara Margrey, DVM, MPH; & Dennis Summers, DVM, DACVPM

Audience: V, T, HS, SS, BT, MO || Level: 1, 2, 3

This two-part session will include updates on the 2024 outbreak of highly pathogenic avian influenza (HPAI) in dairy cattle, from the perspectives of the Ohio Department of Health, Ohio Department of Agriculture, and Ohio State University Extension. In part one, attendees will learn about the public health response and actions taken during this response. The second hour will feature a panel to discuss the information presented and answer questions from the audience.

Shelter Animal

372 Harnessing the Power of Hematology Without an Analyzer

Laurie Millward, DVM, M.S., DACVP

Audience: V, T, HS, SS, MO || Level: 1, 2

Information obtained from hematology and blood smear analysis can provide valuable insights into the health of our patients and help guide clinical decisions. This session will provide an overview of important hematology principles, with an emphasis on how they can be applied in settings with limited resources, such as shelters and outreach operations.

373 What a Specimen! Making the Most Out of Cytology

Laurie Millward, DVM, M.S., DACVP

Audience: V, T, HS, SS, MO || Level: 1, 2

Cytology is an inexpensive, rapid, and relatively easy way to create differential diagnoses or even make a diagnosis. This session will cover guidelines for obtaining optimal cytology specimens and how to approach screening cytologic specimens in house.

374 The Importance of Clinical Pathology in Forensic Investigation of Suspected Animal Crimes

Laurie Millward, DVM, M.S., DACVP

Audience: V, T, HS, SS, MO || Level: 1, 2

This session will discuss how clinical pathology and diagnostic testing can assist with investigations of suspected animal crimes. Attendees will explore

2:45 – 5:00 P.M.

8:00 – 9:00 A.M.

9:15 – 10:15 A.M.

10:30 – 11:30 A.M.

how hematologic, biochemical, and cytologic data can contribute to the overall body of evidence in a case. Guidelines and best practices for collecting and documenting this type of evidence will also be discussed briefly.

375 What's the Point of Point-of-Care Testing?

1:30 – 2:30 P.M.

Laurie Millward, DVM, M.S., DACVP

Audience: V, T, MO || Level: 1, 2

Point-of-care (POC) testing can provide rapid diagnostic information that has the potential to significantly improve the quality of patient care, but it can be difficult to know which test is best for any given situation. This session will cover several commonly used POC tests and highlight important aspects of these tests, such as the analytes they measure, the technology behind them, test sensitivity and specificity, turnaround time, limitations, affordability, and application in a clinical setting.

376 Best Practices for Rabbit Husbandry and Medicine in the Shelter

2:45 – 3:45 P.M.

Laurie Millward, DVM, M.S., DACVP

Audience: V, T, SS || Level: 1

This session will cover how to care for bunnies' unique requirements in a shelter environment, including best practices for housing and husbandry, rabbit preventive care medicine, and common diseases.

377 Rabbit Surgery and Anesthesia in the Shelter

4:00 – 5:00 P.M.

Laurie Millward, DVM, M.S., DACVP

Audience: V, T || Level: 1, 2

Rabbits should be spayed and neutered prior to placing them on the adoption floor, but this can be a daunting task. This session will provide best practices and recommendations on how to make these surgeries a success.

Small Ruminants

378 Considerations for Drug Use in Small Ruminants

8:00 – 9:00 A.M.

Danielle Mzyk, DVM, Ph.D.

Audience: V, T || Level: 1, 2, 3

In the United States, there are fewer FDA-approved drugs for minor species than major species. As a result, the small ruminant practitioner must be

familiar with the laws and regulations related to extra-label use in multiple species. This presentation will discuss commonly used drugs and clinical uses of different therapeutics in small ruminant species.

379 Fungus vs. Parasite: Biological Control of Parasites in Small Ruminant Herds

9:15 – 10:15 A.M.

Danielle Mzyk, DVM, Ph.D.

Audience: V, T, HS || Level: 1

With the rise of resistance to commonly used dewormers, adjunctive control of common parasites is needed. This presentation will discuss the science behind the use of Duddington flagrans, a fungal spore that is naturally found in soils and among grazing systems, and its efficacy in parasite control for small ruminant herds.

380 Intro to Pharmacokinetics in Clinical Practice

10:30 – 11:30 A.M.

Danielle Mzyk, DVM, Ph.D.

Audience: V || Level: 2, 3

In this presentation, attendees will review clinically applicable therapeutic concepts and learn how disease and other variables (like breed and age) can change how drugs work in our veterinary patients.

381 Respiratory Disease in Small Ruminants

1:30 – 2:30 P.M.

Danielle Mzyk, DVM, Ph.D.

Audience: V, T || Level: 1, 2

Although respiratory disease of small ruminants manifests and responds similarly to respiratory disease of cattle, much less research and fewer resources are aimed at diagnosis and treatment. Limited vaccinations, diagnostic tests, and approved pharmaceuticals make small ruminant respiratory disease more challenging for veterinarians to navigate. This presentation will focus on the differentials, diagnosis, and management of these cases in small ruminants.

382 Percutaneous Tube Cystotomy for Small Ruminant Urolithiasis

2:45 – 3:45 P.M.

Madison Baker, DVM

Audience: V || Level: 1, 2

Obstructive urolithiasis in small ruminants presents challenges to producers and clinicians due to available treatment options and outcomes. Placement of ultrasound-guided percutaneous cystotomy catheters can help clinicians stabilize patients for transport or, in some cases, avoid referral all together. In this lecture, participants will learn the advantages and

disadvantages of percutaneous tubes and how to place them in a field setting.

383 Small Ruminant Pathology: Exercises in Gross Diagnosis

4:00 – 5:00 P.M.

Christopher Premanandan, DVM, Ph.D., DACP, DACT

Audience: V, T || Level: 1

In this case-based session, attendees will delve into small ruminant pathology, focusing on identifying diseases based on gross lesions and discussing key features and differential diagnoses. This interactive approach will enhance attendees' ability to recognize and interpret pathologic changes and provide practical experience in diagnosing small ruminant health issues.

Technician I

384 Monitoring Mishaps: How to Troubleshoot Monitoring Equipment During Anesthesia

8:00 – 9:00 A.M.

Nicole Shuey, B.S., CVT, LVT, VTS

Audience: T || Level: 1, 2

This session will use a case-based approach to explore both common and uncommon abnormalities seen while monitoring anesthesia. There will be discussion on ECGs, capnography, pulse oximetry, blood pressure, and common misconceptions in each category.

385 Let the Beat Drop: Perioperative Arrhythmia Management

9:15 – 10:15 A.M.

Nicole Shuey, B.S., CVT, LVT, VTS

Audience: T || Level: 2

This session will focus on cardiac physiology and common arrhythmias in anesthetized patients, including a case-based evaluation of ECG rhythms and discussion of questions anesthetists should ask when determining the type of arrhythmia. Precipitating factors, common manifestations, and treatment recommendations for perioperative arrhythmias will also be shared.

386 The Mechanics of Mechanical Ventilation

10:30 – 11:30 A.M.

Nicole Shuey, B.S., CVT, LVT, VTS

Audience: T || Level: 2

This lecture will discuss indications of mechanical ventilation in the anesthetized patient, varieties and settings of short-term ventilators, respiratory physiology, and contraindications for both mechanical ventilation and positive end expiratory pressure application.

DESCRIPTIONS

Friday, Feb. 21

387 1:30 – 2:30 P.M.
Pop It, Lock It, and Block It: Regional Anesthesia in the Anesthetized Patient
Nicole Shuey, B.S., CVT, LVT, VTS

Audience: T || Level: 2

This lecture will cover various local anesthetics that can be used for surgical analgesia. Regional blocks will be discussed, including oral, orbital, forelimb, thoracic, and pelvic limb. Potential adverse events and contraindications will also be reviewed.

388 2:45 – 3:45 P.M.
Anxiety, Dysphoria, or Pain? How to Recognize and Treat a Rough Recovery
Nicole Shuey, B.S., CVT, LVT, VTS

Audience: T || Level: 1, 2

This lecture will discuss the difference between anxiety, dysphoria, and pain and how each plays a role in rough recoveries. Attendees will learn how to prevent rough recoveries, identify causes leading to rough recoveries, and treat each patient accordingly.

389 4:00 – 5:00 P.M.
Hormones, Hormones, Everywhere: Anesthesia for Patients with Endocrine Disease
Nicole Shuey, B.S., CVT, LVT, VTS

Audience: T || Level: 2, 3

This session will review the pathophysiology of common endocrine comorbidities in patients undergoing anesthesia, including perioperative management of and considerations for patients presenting with endocrine disease. Protocol development and recovery considerations will also be addressed.

Technician II

390 8:00 – 9:00 A.M.
Equine Emergencies, Part I: Are You Ready?
Shana Filipek, CVT, VTS (EVN)

Audience: V, T, HS, MO || Level: 2, 3

This lecture will discuss how to identify and manage common equine emergencies. Throughout the session, a variety of scenarios ranging from colic and fractures to wounds and choke will be explored. Attendees will learn the signs and symptoms associated with each emergency and how to quickly prepare for and treat these cases.

391 9:15 – 10:15 A.M.
Equine Emergencies, Part II: Let's Explore Further!
Shana Filipek, CVT, VTS (EVN)

Audience: V, T, HS, MO || Level: 2, 3

This interactive session will cover diagnostic testing during emergencies, information gained from such tests, and appropriate equipment and supplies for a variety of situations.

392 10:30 – 11:30 A.M.
Working With A Neurologic Horse: Be Prepared, Be Safe!
Shana Filipek, CVT, VTS (EVN)

Audience: V, T, HS, MO || Level: 2, 3

This lecture will focus on handler safety and animal wellbeing when working with neurologic horses. Throughout the session, participants will explore the various causes and manifestations of neurologic conditions in horses, ranging from infectious diseases to spinal cord injuries.

393 1:30 – 2:30 P.M.
Neonatal Care: Is Your Team Ready for Foaling Season?
Shana Filipek, CVT, VTS (EVN)

Audience: V, T, HS, MO || Level: 1, 2, 3

In this lecture, attendees will gain insights into neonatal care, equipping them with the knowledge and skills needed to navigate the challenges of foaling season. Common neonatal foal diseases will also be covered, including practical strategies for their identification, prevention, and management.

394 2:45 – 3:45 P.M.
Large Animal Wound Management
Shana Filipek, CVT, VTS (EVN)

Audience: V, T, HS, MO || Level: 1, 2, 3

This session will cover the principles, techniques, and best practices for managing wounds in large animals. Attendees will explore the unique challenges and considerations involved in managing wounds in large animals and learn how to assess wounds, develop treatment plans, and implement appropriate wound care techniques.

395 4:00 – 5:00 P.M.
The Road to Becoming a VTS
Shana Filipek, CVT, VTS (EVN)

Audience: T, HS, MO || Level: 3, 1, 2

This session will explore the veterinary technician specialist (VTS) certification process, options, and career advancement opportunities. Participants will explore

the role of VTSs in veterinary medicine—including their contributions to patient care, client education, and practice management—and gain clarity on their career goals and the steps needed to achieve them.

Workshops & Hands-On Labs

B1 8:30 A.M. – 5:00 P.M.
RECOVER CPR: Basic and Advanced Life Support Rescuer Certification
Molly Ellis, RVT, FFCP, CFVP, PVFR (Instructor), CVHDP
 Audience: T, V || Level: 2, 3 || CE: 7 hours || Fee: \$250 || Max Capacity: 20 || Pre-Registration: Required by 1/30/25. || Pre-Requisites: Pre-certification* required.

**Please note: There is a pre-certification required for this lab. Interested participants should review full requirements online at www.mvcinfo.org/recover prior to registration.*

Part 1: RECOVER BLS – The first part of this day-long workshop is composed of a review of key concepts and practical training using simulated scenarios of performing basic life support (BLS). The training is approximately one and a half to two hours long, with a practical assessment the participants must pass in order to obtain certification as a RECOVER Certified BLS Rescuer®. **Part 2: RECOVER ALS** – The second part of the workshop is composed of a review of key concepts and practical training using simulated scenarios of performing advanced life support (ALS). The simulation is conducted with veterinary-specific simulation software, coupled with a high-fidelity simulator or static mannequin. The training is approximately four to five hours long, followed by a practical assessment the participants must pass in order to obtain certification as a RECOVER Certified ALS Rescuer®.

B2 1:30 – 3:30 P.M.
Essential Oils Workshop
Janet Roark, DVM, CVA
 Audience: V, T, HS, SS, BT, MO || Level: 1, 2 || CE: 2 hours || Fee: \$100 || Max Capacity: 20 || Pre-Registration: Required by 1/30/25. || Pre-Requisites: Sessions 127–132 recommended.

In this lab, attendees will gain an understanding of the physiology and olfactory pathway of essential oils. A review of essential oils will be provided, followed by a fun, hands-on exercise in essential oil organoleptics. Attendees will actively engage in using their senses to evaluate several essential oil mystery samples, followed by a reveal. Participants will also learn how to blend essential oils and create a hydrosol blend to take home.

DESCRIPTIONS

Saturday, Feb. 22

Note: The following descriptions have been edited to fit the space allotted. Complete descriptions can be found online at www.mvcinfo.org/education.

Key

AUDIENCES: V = Veterinarians || T = Technicians || HS = Hospital Staff || SS = Shelter Staff || BT = Behaviorists & Trainers || MO = Managers & Owners

LEVELS: 1 = Beginner || 2 = Intermediate || 3 = Advanced **HIGHLIGHTED IN YELLOW** = To be recorded for VMVC.

Animal Behavior I

400 8:00 – 9:00 A.M.

Aches and Attitudes: How Pain and Disease Shape Canine Behavior

Lisa Radosta, DVM, DACVB

Audience: V, T, HS, SS, BT, MO || Level: 1, 2

Discover the powerful connection between physical health and behavior in your canine patients! This session will share research, case studies, and practical insights into recognizing and diagnosing pain-related behavioral problems and creating tailored treatment plans.

401 9:15 – 10:15 A.M.

Perplexed: Uncovering the Link Between Discomfort and Cat Behavior

Lisa Radosta, DVM, DACVB

Audience: V, T, HS, SS, BT, MO || Level: 1, 2

Cats are less than forthcoming about their level of pain or underlying disease. In this session, learn how to hunt down those disorders of discomfort and pain, even in the most stoic feline patients.

402 10:30 – 11:30 a.m.

Sibling Showdown: Navigating Interdog Aggression in the Same Household

Lisa Radosta, DVM, DACVB

Audience: V, T, HS, SS, BT, MO || Level: 1, 2

When dogs fight in the same household, it can be stressful for everyone. Fights often land patients in the E.R., and by that time, typically the behavior is moderate to severe. This session will focus on practicality, understanding why dogs do what they do, and information that will help attendees to guide clients down the right path for their family.

403 1:30 – 2:30 P.M.

Tips, Tricks, and Hacks: The Essential Guide to Feline Aggression

Lisa Radosta, DVM, DACVB

Audience: V, T, HS, SS, BT, MO || Level: 1, 2

Like most other animals, cats want control over their level of anxiety, fear, and stress. In this essential guide, attendees will gain a practical understanding of the underlying causes of feline stress, as well as tips and tricks that can be put to work right away.

404 2:45 – 3:45 P.M.

Dog and Cat Anxiety 101: Find It, Treat It, Be Successful!

Lisa Radosta, DVM, DACVB

Audience: V, T, HS, SS, BT || Level: 1, 2

This essential session will provide the skills to identify often-subtle signs of anxiety in dogs and cats and explain effective treatment strategies to bring them relief. Through practical tips, proven techniques, and case studies, attendees will learn how to create successful, individualized treatment plans that address the root causes of anxiety and improve the wellbeing of patients.

405 4:00 – 5:00 p.m.

Snip Decisions: Timing Spays and Neuters Right

Lisa Radosta, DVM, DACVB

Audience: V, T, HS, SS, BT, MO || Level: 1, 2

In vet school, many of us were taught to spay and neuter all dogs at six months of age. However, the past two decades have brought to light information that may be putting that recommendation to the test. Get the facts straight from an expert! In this session, attendees will learn about the research for and against neutering dogs, as it relates to the development and maintenance of behavior problems.

Animal Behavior II

406 8:00 – 9:00 A.M.

10 Tips to Make Your Clients and Patients Eager to Come Back

Debbie Martin, LVT, VTS (Behavior)

Audience: V, T, HS, BT, MO || Level: 1

This session will offer cost-effective strategies to help cultivate a relaxing and inviting environment, from the front door all the way to the back. Not only will your clients and patients be eager to come back, they may not want to leave at all!

407 9:15 – 10:15 A.M.

The Fear Free Veterinary Experience, Part I: Learning to Listen to Our Patients

Debbie Martin, LVT, VTS (Behavior)

Audience: V, T, HS, BT, MO || Level: 1, 2

How do cats and dogs perceive the veterinary hospital? Identifying how their sensory perceptions vary from our own, as well as how pleasant and unpleasant associations are made, allows us to infer what it may be like to walk in their paws. In this session, learn how to recognize signs of fear, anxiety, and stress in your patients so you can begin to understand what your patients are trying to communicate.

408 10:30 – 11:30 a.m.

The Fear Free Veterinary Experience, Part II: From Home to Hospital and Home Again

Debbie Martin, LVT, VTS (Behavior)

Audience: V, T, HS, BT, MO || Level: 1, 2

Decreasing fear and stress associated with veterinary visits requires a team approach, from the hospital staff to the pet owner. This session will explore tips you can offer your clients to try at home, cost-effective strategies for cultivating a relaxing and inviting hospital environment, and suggestions for a smooth reintegration into the home environment after a veterinary visit.

409 1:30 – 2:30 P.M.

The Fear Free Veterinary Experience, Part III: Gentle Control and Handling

Debbie Martin, LVT, VTS (Behavior)

Audience: V, T, HS, SS, BT || Level: 1, 2, 3

This session will discuss guidelines for when to use distraction, desensitization, counterconditioning, and other advanced training skills during veterinary or husbandry care.

410 2:45 – 3:45 P.M.

The Fear Free Veterinary Experience, Part IV: Improving Sample Collection

Debbie Martin, LVT, VTS (Behavior)

Audience: V, T, HS, SS, BT || Level: 1, 2

This session will provide insight into Fear Free strategies that may improve sample collection and quality,

DESCRIPTIONS

Saturday, Feb. 22

as well as the patient's experience and wellbeing. Because patients have individual preferences, multiple factors for creating a pleasant testing experience while maintaining sample integrity will be discussed.

411 4:00 – 5:00 p.m.

The Fear Free Veterinary Experience, Part V: Making Common Veterinary Procedures More Pleasant

Debbie Martin, LVT, VTS (Behavior)

Audience: V, T, HS, SS, BT || Level: 1, 2, 3

Many of the procedures we need to perform on our patients are unpleasant, and no one technique works for every animal. This session will use case examples and discussion to explore how attendees can adapt and implement Fear Free techniques for each patient and procedure.

Equine

412 8:00 – 9:00 A.M.

Equine Wound Care, Part I: Cleaning and Preparation

Dean Hendrickson, DVM, M.S., DACVS

Audience: V, T, HS || Level: 1, 2

The first in an all-day series focusing on equine wound care, this session will equip attendees with ways to effectively clean and prepare wounds without causing undue damage to the wound bed.

413 9:15 – 10:15 A.M.

Equine Wound Care, Part II: Debridement and Evaluation

Dean Hendrickson, DVM, M.S., DACVS

Audience: V, T, HS || Level: 1, 2, 3

In the second part of this wound care series, practitioners will learn multiple ways to remove bacteria and necrotic tissue from the wound with minimal damage to the wound bed.

414 10:30 – 11:30 a.m.

Equine Wound Care, Part III: Closure and Skin Grafting

Dean Hendrickson, DVM, M.S., DACVS

Audience: V, T, HS || Level: 1, 2, 3

The third hour of this series will equip attendees with step-by-step instructions on primary closure, delayed primary closure, and skin grafting.

415–416 1:30 – 3:45 P.M.

Equine Wound Care, Part IV: Second Intention Wound Healing

Dean Hendrickson, DVM, M.S., DACVS

Audience: V, T, HS || Level: 1, 2, 3

During this two-hour installment in the equine wound series, practitioners will get in-depth instruction on dressings and techniques to provide the best second intention wound healing for the patient.

417 4:00 – 5:00 p.m.

Equine Wound Care, Part V: Case Discussions

Dean Hendrickson, DVM, M.S., DACVS

Audience: V, T, HS || Level: 1, 2, 3

This final session will present a number of cases for attendee examination and solicit input from the audience on what the next steps should be. A dedicated Q-and-A period will follow.

Food Animal

418 8:00 – 9:00 A.M.

Veterinary Application of Honey Bee Basics for the "Newbee"

Tracy Farone, DVM

Audience: V, T, MO || Level: 1

This lecture will briefly cover how veterinarians came to be involved in honey bee medicine. Basic but clinically important honey bee biology and beekeeping will also be reviewed.

419 9:15 – 10:15 A.M.

Bugs of Bugs: Honey Bee Pathology

Tracy Farone, DVM

Audience: V, T, MO || Level: 2

This lecture will help attendees understand the big picture of honey bee pathology, including and beyond American foulbrood (AFB) and European foulbrood (EFB). Common diseases of honey bees—including parasitic, viral, fungal and nutritional—will be discussed. Clinical signs, diagnostic testing methods, treatment, and prognosis will be explained for each disease.

420 10:30 – 11:30 a.m.

What's the Buzz? Current Trends in Honey Bee Medicine

Tracy Farone, DVM

Audience: V, T, MO || Level: 3

In this session, the importance of honey bees in antibiotic resistance, emerging diseases, and public health will be discussed, along with tips on writing

veterinary feed directives (VFDs) and prescriptions for honey bees. Updates will be provided for the new honey bee American foulbrood (AFB) vaccine, as well as other current developments in the industry, bee medicine, and veterinary certification.

421 1:30 – 2:30 P.M.

Field Necropsies and Diagnostics

Ryan Yanez, DVM, DACVP

Audience: V, T, HS, SS || Level: 1, 2, 3

In this session, we will discuss necropsy basics for a variety of species, how to interpret gross findings, best practices for collecting samples, testing selection, and packaging and shipping.

422 2:45 – 3:45 P.M.

H5N1 Influenza A Virus in Dairy Cattle

Andrew Bowman, M.S., DVM, Ph.D., DACVPM

Audience: V, T || Level: 1, 2, 3

The detection of (H5N1) clade 2.3.4.4b influenza A virus in dairy cattle in the United States presents a significant threat to the economy, animal wellbeing, and public health. This session will cover history of the outbreak, evolution of the virus, recent research findings, and current recommendations.

423 4:00 – 5:00 p.m.

Recruitment and Retention of Cattle Veterinarians: Is it a Fixable Problem?

Fred Gingrich, DVM

Audience: V, T || Level: 1

For many years, it has been recognized that there is a shortage or maldistribution of veterinarians in rural mixed and food animal practice. This talk will discuss the current data and the interventions that have been implemented to solve this complex problem. The presentation will evaluate the effectiveness of these interventions and offer possible methods for veterinarians to improve recruitment and retention in rural mixed and food animal practices.

Holistic & Integrative Medicine

424 8:00 – 9:00 A.M.

Resilience in the Changing Landscape of Veterinary Medicine

Madeline Yamate, DVM, CVA, CVCH, CVFT, CVTP, CVSMT, FACVBM, MBA

Audience: V, T, HS, MO || Level: 1, 2, 3

This session will discuss significant changes to the industry in recent decades, including a demographic

shift of veterinarians, medical advances, technological innovations, differing values of a shrinking workforce, and changing expectations and demands of clients.

425–426

9:15 – 11:30 a.m.

Holistic Business Models: How to Structure Your Practice for Success

Madeline Yamate, DVM, CVA, CVCH, CVFT, CVTP, CVSMT, FACVBM, MBA

Audience: V, MO || **Level:** 1, 2

Holistic veterinary medicine is increasing in popularity, but setting up a practice that offers alternative therapies requires different physical, financial, and staffing needs. This two-part session will explore different business models and highlight the pros and cons of each.

427

1:30 – 2:30 p.m.

The Secrets to Enjoying Veterinary Medicine Long Term

Elizabeth Fernandez, DVM

Audience: V, T, HS, SS, BT, MO || **Level:** 1, 2, 3

This lecture will explore how a variety of factors—mindset; communication; the ability to pivot; thinking outside the box; trusting oneself, clients, and patients; and more—all play a role in your professional satisfaction. Attendees will take away key tips to help them enjoy this profession and all it includes, now and into the future!

428

2:45 – 3:45 p.m.

Trusting Clients to Make End-of-Life Decisions for Pets (Hint: Offer Them Simple Tools)

Elizabeth Fernandez, DVM

Audience: V, T, HS, SS, BT, MO || **Level:** 1, 2, 3

Ultimately and legally, clients must make the final decision regarding euthanasia and other end-of-life treatments. How can we help them without judgment or shame? This lecture will share a simple process to guide clients to an answer that resonates with them and leaves them feeling a sense of peace with their decisions.

429

4:00 – 5:00 p.m.

Yunnan Baiyao: What is It? When to Use It? And Why is There a Red Pill?

Elizabeth Fernandez, DVM

Audience: V || **Level:** 1, 2, 3

Yunnan Baiyao is a traditional Chinese medicine formula used in both human and veterinary medicine for a variety of conditions. This lecture will explain what is known about it, how and when to use it, pros

and cons, and possible alternatives. The use of the “red pill” will also be explained.

Pet Animal CRITICAL CARE / EMERGENCY

430

8:00 – 9:00 a.m.

Euglycemic Diabetic Ketoacidosis: A Review of a Novel Syndrome

Christopher Byers, DVM, DACVECC, DACVIM (SAIM), CVJ

Audience: V, T || **Level:** 1, 2, 3

This session will review relevant pathophysiology, diagnostic testing, and therapeutic interventions for cats suspected of or confirmed to be living with euglycemic diabetic ketoacidosis (eDKA).

431

9:15 – 10:15 a.m.

Immune Thrombocytopenia: Practice Diagnosis and Management

Christopher Byers, DVM, DACVECC, DACVIM (SAIM), CVJ

Audience: V, T || **Level:** 1, 2, 3

In this session, attendees will explore current best practices regarding a diagnostic approach to thrombocytopenia and therapies for immune thrombocytopenia (ITP).

432

10:30 – 11:30 a.m.

Localizing Dyspnea in Cats and Dogs

Christopher Byers, DVM, DACVECC, DACVIM (SAIM), CVJ

Audience: V, T || **Level:** 1, 2

This session will review real-life examples so attendees can practice localizing the cause of patients' dyspnea within the respiratory tree.

433

1:30 – 2:30 p.m.

Fluid Therapy for Urgent and Emergency Patients

Christopher Byers, DVM, DACVECC, DACVIM (SAIM), CVJ

Audience: V, T || **Level:** 1, 2, 3

Appropriate fluid therapy interventions are often essential for maximizing the likelihood of positive patient outcomes. In this session, attendees will review the current best practices for fluid therapy in cats and dogs presenting with urgent and emergency health conditions.

434

2:45 – 3:45 p.m.

Urethral Obstruction in Male Cats

Christopher Byers, DVM, DACVECC, DACVIM (SAIM), CVJ

Audience: V, T || **Level:** 1, 2

Urethral obstruction is one of the most common feline emergencies. This session will explain a prac-

tical approach to the diagnosis and treatment of this potentially life-threatening condition.

435

4:00 – 5:00 p.m.

Practical Approach to Shock in Cats

Christopher Byers, DVM, DACVECC, DACVIM (SAIM), CVJ

Audience: V, T || **Level:** 1, 2, 3

Feline patients are often presented in shock for a variety of reasons. Veterinary teams must be prepared to intervene efficiently to maximize the likelihood of a positive outcome. This session will share current best practices for the diagnosis and treatment of shock in cats.

Pet Animal DENTISTRY

436

8:00 – 9:00 a.m.

Dentistry 101: What They Didn't Teach You

Keith Stein, DVM, DAVDC

Audience: V, T, HS, SS, BT, MO || **Level:** 1

Appropriate for both veterinarians and technicians, this lecture will cover the basics of veterinary dentistry, including anatomy, physiology, periodontal disease, and equipment.

437

9:15 – 10:15 a.m.

Dentistry in Practice: Emphasize, Educate, and Earn

Keith Stein, DVM, DAVDC

Audience: V, T, HS, SS, MO || **Level:** 1

Offering dental care can improve client relationships, pet health, and staff experience. This lecture will focus on how to implement a profitable dental program within a general practice and explain how to elevate a practice's own standards of care, from the front of the practice to the back.

438

10:30 – 11:30 a.m.

Interactive Dental Self-Evaluation: Did I Know That?

Keith Stein, DVM, DAVDC

Audience: V, T, HS, SS, BT, MO || **Level:** 1, 2

This interactive lecture will introduce participants to commonly encountered oral pathology in a fun and interactive environment. Come see how much you already know about these conditions, how they come to be, and what to do about them. Questions encouraged!

DESCRIPTIONS

Saturday, Feb. 22

439 Dental Radiology: It's What You Can't See That Matters

1:30 – 2:30 P.M.

Keith Stein, DVM, DAVDC

Audience: V, T, SS, MO || Level: 1, 2

A critical component of a thorough oral evaluation, dental radiology has become the standard of care in veterinary practice. This session will explore the equipment, safety protocols, and use of dental radiology. Through the use of both lecture and clinical cases, attendees will also learn about positioning and radiograph interpretation.

440 Oral Surgery: Extractions and Then Some

2:45 – 3:45 P.M.

Keith Stein, DVM, DAVDC

Audience: V || Level: 2

Take the mystery and anxiety out of your dental program with practical tips on how to achieve your goal! This lecture will dive into the art and science of the extraction—the most commonly performed dental procedure. Attendees will learn about equipment selection, local nerve blocks, techniques, and when to refer. Soft tissue surgery, such as gingival recontouring, will also be included in the session.

441 Dentistry Q & A: Can I Ask You a Question?

4:00 – 5:00 p.m.

Keith Stein, DVM, DAVDC

Audience: V, T, HS, SS, BT, MO || Level: 1, 2, 3

Knowledge, skills, and experience vary widely when it comes to veterinary dentistry. Here's your chance to guide the discussion! Come armed with your cases, concerns, ideas, and curiosity, but most of all, come armed with questions. This will be an interactive, back-and-forth discussion about whatever dentistry-related topics you want to discuss.

Pet Animal GASTROENTEROLOGY

442 Diagnosis of Chronic Enteropathy: Practical Approach and Diagnostic Stewardship

8:00 – 9:00 A.M.

Adam Rudinsky, DVM, M.S., DACVIM

Audience: V, T || Level: 2, 3

This session will review diagnostics for chronic enteropathy patients and explain how to most effectively use them for all patients, regardless of client constraints. We will examine each available diagnostic for its clinical potential, specifically addressing

efficient, cost-effective, and accurate diagnosis and management of this disorder in both dogs and cats.

443 What's New in Gastroenterology Disease Diagnostics?

9:15 – 10:15 A.M.

Adam Rudinsky, DVM, M.S., DACVIM

Audience: V || Level: 2, 3

From parasite screening techniques to dysbiosis index to gastrointestinal biomarkers, this session will examine each of the newest and most promising diagnostic approaches for its clinical potential to help resolve the most challenging chronic enteropathy workups in cats and dogs. Attendees will walk away ready to use these techniques tomorrow in their own practice.

444 What's New in Gastroenterology Disease Treatments?

10:30 – 11:30 a.m.

Adam Rudinsky, DVM, M.S., DACVIM

Audience: V || Level: 2, 3

This session will share updates on therapeutic approaches for dogs and cats with chronic enteropathy diagnosis and evaluate the most promising approaches for their clinical potential. We will specifically focus on mechanism, dosing, monitoring, and expected outcome with each treatment.

445 Acute GI Disease: Changing Approaches and Long-Term Consequences

1:30 – 2:30 P.M.

Adam Rudinsky, DVM, M.S., DACVIM

Audience: V, T || Level: 1, 2, 3

This session will review canine acute diarrhea management. What syndromes are we treating? Once a patient is diagnosed, how are we going to treat it? Is prescribing metronidazole truly helping our patients, or are there more effective and beneficial treatments available? Join us to learn the answers and get a clinical update on treatment of acute canine diarrhea.

446 IBS vs. IBD: Key Differences for a Forgotten Differential

2:45 – 3:45 P.M.

Adam Rudinsky, DVM, M.S., DACVIM

Audience: V || Level: 2, 3

This session will cover how to diagnose and treat patients with irritable bowel syndrome (IBS), based on a multidisciplinary approach and new research. Functional gastrointestinal disease diagnosis and management will be reviewed, with emphasis on disorders of gut-brain interaction like IBS and how they differ from inflammatory bowel disease (IBD).

447 Pitfalls of Pancreatitis: Core Concepts to Panoquell

4:00 – 5:00 p.m.

Adam Rudinsky, DVM, M.S., DACVIM

Audience: V || Level: 2, 3

This session will discuss how a small animal patient with acute pancreatitis is diagnosed and treated based on current literature and new research. Challenges of diagnosis, differentials, and effective treatments will also be covered.

Pet Animal RADIOLOGY

448–449 Dog and Cat Obstructive Intestinal Imaging

8:00 – 10:15 A.M.

Eric Hostnik, DVM, M.S., DACVR-DI, DACVR-EDI

Audience: V || Level: 1, 2

This two-part lecture will explore radiographic and ultrasonographic assessment for obstructive intestinal disease in dogs and cats. The first hour will focus on the normal appearance of the gastrointestinal tract and tools to screen for obstructive intestinal disease. The second hour will focus on pathologies that contribute to obstructive disease and diseases that may present similar to obstruction.

450 Rabbit Gastrointestinal Disease

10:30 – 11:30 a.m.

Eric Hostnik, DVM, M.S., DACVR-DI, DACVR-EDI

Audience: V || Level: 1, 2

This session will focus on the radiographic evaluation of the rabbit abdomen, with a focus on the gastrointestinal tract. Attendees will be provided with practical tools for radiographic screening of obstructive disease in rabbits.

451 Pocket Pet and Exotic Oncologic Imaging

1:30 – 2:30 P.M.

Eric Hostnik, DVM, M.S., DACVR-DI, DACVR-EDI

Audience: V || Level: 1, 2

This session will cover principles of imaging common oncologic problems in pocket pets and exotics species.

452–453 Dog and Cat Cardiac Radiography

2:45 – 5:00 P.M.

Eric Hostnik, DVM, M.S., DACVR-DI, DACVR-EDI

Audience: V || Level: 1, 2

This two-part session will educate attendees on the radiographic assessment of cardiac structures in dogs and cats. The first hour will review standard

approaches to radiographic review, and the second hour will build on the first with a review of common cardiac pathologies.

Practice Management

454 8:00 – 9:00 A.M.

Why Investing in Team Chemistry Makes Sense

Kim Garling, CVPM

Audience: HS, MO || **Level:** 1, 2, 3

There are few things that can impact your practice culture, revenue, and productivity more than communication. This session will discuss the value of communication training; describe how it drives revenue; define the four main personality types you work with (the Brain, Voice, Sharp Eye, and Heart); and explain how your team can learn to actively listen.

455 9:15 – 10:15 A.M.

Tools for Intentional Communication

Kim Garling, CVPM

Audience: HS, MO || **Level:** 1, 2, 3

While it may seem obvious that effective communication within a team is important, it's not always clear how to improve it. This session will discuss the costs of poor communication, why teams need to start communicating "on purpose," share strategies to close the communication gaps within your team, and offer practical tools you can start using tomorrow for better collaboration within your team.

456 10:30 – 11:30 a.m.

Handle Conflict, Reduce Stress, and Energize Teams

Kim Garling, CVPM

Audience: HS, MO || **Level:** 1, 2, 3

Within a practice, conflict disrupts workflow, reduces productivity, and wrecks team morale. But when given the right strategies, team members can learn to resolve issues in a positive and productive manner. This session will explore the negative impact conflict has on practice success, explain the art of making a quality request, and share effective conflict management techniques leaders can use.

457 1:30 – 2:30 P.M.

\$ervice Matters

Kim Garling, CVPM

Audience: HS, MO || **Level:** 1, 2, 3

This session will explain why practices need to provide an extraordinary customer experience; describe a step-by-step guide on how to evaluate your practice,

team, and service level to find areas that need improvement; and offer strategies your team can use to make service more memorable.

458 2:45 – 3:45 P.M.

Client Education and Why We Need to Stop Talking

Kim Garling, CVPM

Audience: HS, MO || **Level:** 1, 2, 3

If we want to improve client compliance, we must learn to educate clients in a way that they understand and is most effective for them. This session will explore effective client education strategies to increase compliance, explain how to reframe recommendations in ways that make sense to each individual client, and describe how to set goals and measure compliance levels.

459 4:00 – 5:00 p.m.

The Art of Service Recovery

Kim Garling, CVPM

Audience: HS, MO || **Level:** 1, 2, 3

Service recovery is all about empowering your team to effectively handle complaints, starting with tracking incidents and ending with a successful resolution. This session will cover how to turn unhappy clients into loyal fans, share five steps for successful service recovery, and explain how to empower employees with the tools they need to make bad situations better.

Public Health

460 8:00 – 9:00 A.M.

The Who's Who of Scary Poo: *Baylisascaris* and *Echinococcus*

Brad Ryan, M.Sc., DVM, MPH

Audience: V, T, HS, SS || **Level:** 1, 2

This course will review challenges in decreasing the prevalence of gastrointestinal parasites in small animal medicine, with a focus on the diagnosis, treatment, and monitoring of two of the most deadly zoonotic parasites in North America: *Baylisascaris procyonis* and *Echinococcus* spp.

461 9:15 – 10:15 A.M.

Giardia duodenalis: To Treat or Not to Treat? That is the Question

Brad Ryan, M.Sc., DVM, MPH

Audience: V, T, HS, SS || **Level:** 1, 2

This session will review challenges in decreasing the prevalence of gastrointestinal parasites in small

animal medicine, with a focus on the diagnosis, treatment, and monitoring of *Giardia duodenalis*.

462 10:30 – 11:30 a.m.

Grab a Stool: The Emerging Threat of Multidrug-Resistant Hookworms

Antoinette Marsh, M.S., Ph.D., J.D. & Brad Ryan, M.Sc., DVM, MPH

Audience: V, T, HS, SS || **Level:** 1, 2

This session will review challenges in decreasing the prevalence of gastrointestinal parasites in small animal medicine, with a focus on the diagnosis, treatment, and monitoring of multidrug anthelmintic drug-resistant hookworms in North America.

463 1:30 – 2:30 P.M.

Small Animal Tick-Borne Disease: Diagnostic Challenges and Interpreting Test Results

Barbara Qurollo, M.S., DVM

Audience: V, T, HS, SS || **Level:** 2

This presentation will discuss the use and interpretation of PCR and serology tests in diagnosing vector-borne diseases in companion animals. Additionally, attendees will learn about zoonotic tick-borne pathogens and review cases related to diagnosing vector-borne pathogens in dogs and cats.

464 2:45 – 3:45 P.M.

Canine Anaplasmosis, Ehrlichiosis, and Lyme Disease

Barbara Qurollo, M.S., DVM

Audience: V, T, HS, SS || **Level:** 2

This presentation will discuss the clinicopathological signs, diagnosis, and management of anaplasmosis, ehrlichiosis, and Lyme disease in dogs. Which tick species transmit these diseases and how to interpret point-of-care enzyme-linked immunosorbent assay (ELISA) tests will also be covered.

465 4:00 – 5:00 p.m.

Tick-borne Protozoan Pathogens in Dogs and Cats: *Babesia*, *Cytauxzoon*, and *Hepatozoon*

Barbara Qurollo, M.S., DVM

Audience: V, T, HS, SS || **Level:** 2

This session will discuss the clinicopathological signs, diagnosis, and management of canine babesiosis, feline cytauxzoonosis, and canine hepatozoonosis. The tick species known to transmit these diseases will also be reviewed.

DESCRIPTIONS

Saturday, Feb. 22

Shelter Animal

466–467

8:00 – 10:15 A.M.

Psychopharmacology for Sheltered Animals

Karen van Haaften, DVM, DACVB

Audience: V, T, HS, SS, BT || **Level:** 2, 3

This two-part presentation will explore the use of psychoactive medications to manage behavioral and emotional conditions in sheltered animals. Topics to be covered include common medications, their mechanisms and applications in treating conditions common in shelters, how to integrate these medications with behavioral interventions, practical guidelines, and ethical considerations.

468

10:30 – 11:30 a.m.

House Soiling in Shelter Cats

Karen van Haaften, DVM, DACVB

Audience: V, T, HS, SS, BT || **Level:** 2, 3

This session will discuss medical and behavioral factors contributing to feline inappropriate urination in shelter settings, feline behavior cues, and effective strategies tailored for shelters. Participants will leave with valuable tools to enhance feline welfare and improve adoption outcomes.

469

1:30 – 2:30 P.M.

Aggressive Behavior in Shelter Cats

Karen van Haaften, DVM, DACVB

Audience: T, V, HS, SS, BT || **Level:** 2, 3

This session will cover the types of feline aggression commonly encountered in shelters, explain how to recognize them, and explore evidence-based strategies to promote safety and welfare, including environmental modifications and behavior interventions. Participants will leave equipped with practical tools to address feline aggression effectively in shelter settings.

470–471

2:45 – 5:00 P.M.

Tough Shelter Behavior Cases

Meghan Herron, DVM, DACVB & Karen van Haaften, DVM, DACVB

Audience: V, T, HS, SS, BT || **Level:** 2, 3

This interactive, two-part workshop will take a case-based learning approach to complex canine and feline shelter behavior cases. Participants will explore real-world case examples, including medical differentials, diagnostics, and the complexities of behavior management within shelter environments. Attendees will unlock the tools to make a meaningful impact in the lives of shelter animals through behavior solutions rooted in evidence-based medicine.

Small Ruminants

472

8:00 – 9:00 A.M.

To Treat or Not to Treat: Coccidia in Small Ruminants and Camelids

Grace VanHoy, M.S., DVM, DACVIM-LA

Audience: V, T, MO || **Level:** 1, 2

This session will focus on current recommendations for treatment and management of *Eimeria* in small ruminants and camelids. Diagnostic methods and interpretation, as well as current reports of drug resistance in the United States, will be discussed.

473

9:15 – 10:15 A.M.

The Thin Goat Workup

Grace VanHoy, M.S., DVM, DACVIM-LA

Audience: V || **Level:** 1, 2

This session will focus on common differentials, potential diagnostic strategies, and options for supportive care during the diagnostic workup for the thin sheep or goat. Recommendations for herd management and biosecurity will also be discussed.

474

10:30 – 11:30 a.m.

That's So Metal: Copper Toxicity in Small Ruminants

Grace VanHoy, M.S., DVM, DACVIM-LA

Audience: V || **Level:** 1, 2

This session will cover the most common clinical presentations of copper toxicity in small ruminants, as well as risk factors, on-farm diagnostic workup, treatment, and prevention. Strategies for risk mitigation and management recommendations will also be discussed.

475–477

1:30 – 5:00 P.M.

Reproductive Management in Ruminants

David Pugh, DVM, M.S., MAG, DACT, DACVIM (Nutrition), DACVM (Parasitology)

Audience: V || **Level:** 1

In part one (475) of this three part session, general reproduction and reproductive management for sheep, goats, and camelids will be discussed. Topics will include the reproductive cycle, male and female reproductive management, and basic surgery of the reproductive tract. Part two (476) will cover general feeding and nutrition for sheep, goats, and camelids, in relation to how they impact reproduction. Nutritional management during gestation, management of the birthing female, dystocia, and care of the neonate will be discussed as time allows. Part three (477) will review pregnancy maintenance and fetal loss in sheep, goats, and camelids. Causes, diagnosis, treatment, and fetal loss prevention will also be covered.

Technician I

478

8:00 – 9:00 A.M.

Essential Skills for the Patient Nutritional Advocate

Ed Carlson, CVT, VTS (Nutrition)

Audience: T, HS, SS || **Level:** 2

In this session, attendees will learn various essential skills necessary to be patient nutritional advocates. The session will begin with an explanation of pet food label requirements, terminology, and how to read pet food labels. Next, we will discuss how to determine the daily caloric requirements of dog and cat patients. Finally, techniques for taking a complete nutritional history, making a nutritional recommendation, and educating clients on nutrition will be shared.

479

9:15 – 10:15 A.M.

Raw Diets: Facts and Misconceptions

Ed Carlson, CVT, VTS (Nutrition)

Audience: V, T, HS, SS || **Level:** 2

Raw diets have become increasingly popular—and controversial—over the past several years. This lecture will dispel myths and outline facts about both home-made and commercially available raw diets, providing attendees with accurate nutritional knowledge so they can assist owners in making good nutritional choices for their pets. Approaches for client education and nutritional recommendation strategies will also be discussed.

480

10:30 – 11:30 a.m.

Grain-Free Diets: What We Know and What We Don't

Ed Carlson, CVT, VTS (Nutrition)

Audience: V, T, HS, SS || **Level:** 2

This session will cover the latest information on the potential relationship between grain-free diets and canine dilated cardiomyopathy (DCM). We will discuss common beliefs, misconceptions, and facts about grain-free diets.

481

1:30 – 2:30 P.M.

Approaches to Feeding the Finicky Patient

Ed Carlson, CVT, VTS (Nutrition)

Audience: V, T, HS, SS || **Level:** 2

This session will discuss how to address pets that are picky eaters, poor client compliance, low appetite, food aversions, behavioral issues, and more. Pharmaceutical intervention, nutritional history taking, and client education techniques will also be discussed.

482 **Chronic Kidney Disease: Current Recommendations for Nutritional Management**

Ed Carlson, CVT, VTS (Nutrition)

Audience: V, T, HS, SS || **Level:** 2

This session will discuss current recommendations on the nutritional management of chronic kidney disease (CKD). Topics to be covered include key nutritional factors and benefits of veterinary therapeutic diets, the optimum time to recommend a therapeutic diet, pharmaceutical options to stimulate appetite and weight gain, and when to consider feeding tubes. Attendees will also learn about the importance of client education and gain communication tips for the entire veterinary healthcare team.

483 **Nutritional Approach to Diabetic Felines**

Ed Carlson, CVT, VTS (Nutrition)

Audience: V, T, HS, SS || **Level:** 2

Nutrition is an essential component of managing diabetic feline patients, and veterinary technicians play an important role in providing nutritional education to the owners of diabetic patients. This lecture will explain how the proper diet can improve glycemic control in diabetic feline patients, potentially reducing or eliminating the need for exogenous insulin therapy. The types of appropriate diets and the importance of consistency will also be discussed, providing attendees with an excellent basis to care for diabetic cats and educate their owners.

Technician II

484 **Improve Your Dental Rad Game: Mastering Intraoral Radiographs**

Kelly Vearil, M.Ed., RVT, FVTE, VTS (Dentistry)

Audience: T, V, HS, SS || **Level:** 1, 2

Diagnostic intraoral radiographs are an integral part of the patient assessment process. This session will introduce attendees to a simplified approach to full-mouth radiographs, with an emphasis on interpretation of the characteristics of a diagnostic radiograph. Attendees will gain an understanding of proper orientation and anatomy and learn techniques for efficient and effective troubleshooting, thereby reducing retakes. Case examples and images will be shared to give participants the opportunity to practice troubleshooting.

485 **Pain-Free Dentistry: A Guide to Oral Regional Nerve Blocks**

Kelly Vearil, M.Ed., RVT, FVTE, VTS (Dentistry)

Audience: V, T || **Level:** 1, 2

Preventing pain windup in our dental patients is an important landmark in patient care and in reducing patient pain and stress. This session will cover the approach and landmarks for both regional and local anesthetic block techniques. Attendees will learn how, given a tooth number or area of the mouth, to choose the correct approach and block technique. Practical applications, agents, and benefits and complications will also be discussed.

486 **Keep Calm and Get Your Dental Cleaning On**

Kelly Vearil, M.Ed., RVT, FVTE, VTS (Dentistry)

Audience: V, T || **Level:** 1, 2

Learn tips and tricks from the dental technician trenches, so you can work smarter—not harder—for your patients! This session will cover the 14 steps of a comprehensive oral health assessment and discuss treatment that prioritizes the gold standard of patient care and efficiency. Recommendations for workflow will also be covered, as well as hand instrumentation, equipment, and proper application.

487 **Anesthesia-Full Dentistry: How to Ease Your Clients' Fears**

Kelly Vearil, M.Ed., RVT, FVTE, VTS (Dentistry)

Audience: V, T, HS, SS, MO || **Level:** 1

Our clients may not fully understand how to recognize oral disease and pain in their pets, nor how greatly they impact their animals' overall health. In this session, we will examine a research-based approach to boost compliance, reduce fear, and increase trust in the client-practitioner relationship. Attendees will also learn about communication gaps that prevent clients from hearing the information they need to know about the pet's dental health. Specific modalities, communication, media examples, and safe anesthetic monitoring will also be discussed.

488 **Four-Handed Charting: A Team Effort**

Kelly Vearil, M.Ed., RVT, FVTE, VTS (Dentistry)

Audience: V, T, HS || **Level:** 1, 2

A patient's dental assessment chart is an important tool that aids in documentation of diagnoses, efficacy of past treatments, and future treatment plans. In

this session, we will focus on the criteria for recording abnormal pathology during a thorough oral exam by using four-handed charting. A focus will be given to efficient workflow, and examples of digital and patient side dental charts will be discussed.

489 **You Can Talk the Talk: Dental Radiographic Anatomy**

Kelly Vearil, M.Ed., RVT, FVTE, VTS (Dentistry)

Audience: V, T, HS, SS || **Level:** 1, 2

It is important for technicians to be able to identify normal structures and use proper nomenclature when reviewing a radiograph. In this session, attendees will learn new anatomic terms that will allow them to be savvy and knowledgeable in their communications to veterinarians and clients.

Workshops & Hands-On Labs

C1 **Ophthalmic Surgery in General Practice**

Terah Webb, DVM, DACVO

Audience: V || **Level:** 1, 2, 3 || **CE:** 4 hours || **Fee:** \$1,379 || **Max Capacity:** 20 || **Pre-Registration:** Required by 1/30/25. || **Pre-Requisites:** Sessions 345–350 strongly recommended.

In this wet lab, participants will use cadaver eyes and eyelids to learn proper technique in removing eyelid tumors, correcting routine entropion, repairing eyelid lacerations, performing cherry eye and other third eyelid surgery, placing temporary tarsorrhaphies, and completing burr and grid keratotomy. All participants will receive a new ophthalmic instrument pack by Movora, which can be used during the lab and taken home after.

Note: The Ohio Veterinary Medical Association is pleased to provide a comprehensive educational program at the Midwest Veterinary Conference. However, please be aware that OVMA does not endorse and cannot be responsible for speakers' content.

SPEAKER ROSTER

Madison Baker DVM

The Ohio State University – Galloway, Ohio

Kelly Ballantyne DVM, DACVB

Insight Animal Behavior Services, PC – Chicago, Ill.

Gregory Ballash, DVM, Ph.D., MPH

The Ohio State University – Columbus, Ohio

Elizabeth Berliner, DVM, DABVP

(Shelter Med Practice; Canine and Feline Practice)
ASPCA – New York, N.Y.

Stephen Birchard, DVM, M.S., DACVS

MedVet – Indianapolis, Ind.

Andrew Bowman M.S., DVM, Ph.D., DACVPM

The Ohio State University – Columbus, Ohio

Yvonne Brandenburg CVT, RVT, VTS (SAIM)

Internal Medicine For Vet Techs, LLC – Grant Pass, Ore.

Jen Brandt Ph.D., LISW-S

American Veterinary Medical Association – Schaumburg, Ill.

Joseph Bruner DVM, DACVIM (SAIM)

University of Illinois Urbana-Champaign – Urbana, Ill.

Stephanie Bruner DVM, DACVD

University of Illinois Urbana-Champaign – Urbana, Ill.

W. Michelle Bucci DVM, CERP, CAC, cVMA

Turning Point Integrative Veterinary Care, LLC – Dublin, Ohio

Steven Budsberg DVM, M.S., DACVS

University of Georgia – Athens, Ga.

Christopher Byers DVM, DACVECC, DACVIM (SAIM), CVJ

CriticalCareDVM.com – Omaha, Neb.

Ed Carlson CVT, VTS (Nutrition)

VetBloom – Haverhill, Mass.

Tinamarie Dadic

Columbus, Ohio

Lori Davis DVM

Amanda Animal Hospital – Lancaster, Ohio

Jamie Davis DVM

United States Department of Agriculture – Pickerington, Ohio

Mikel Delgado Ph.D., CAAB, CCBC
Feline Minds – Sacramento, Calif.**Stephen Divers BVetMed, DZooMed, DECZM (Herp), DECZM (ZHM), DACZM, FRCVS**

University of Georgia – Athens, Ga.

Leah Dorman DVM

Phibro Animal Health – Croton, Ohio

Molly Ellis RVT, FFCP, CFVP, PVFR (Instructor), CVHDP

VCA Animal Hospitals – Lebanon, Ind.

Tracy Farone DVM

Grove City College – Grove City, Pa.

Elizabeth Feltes DVM, DACVB

The Behavior Clinic – Olmsted Falls, Ohio

Elizabeth Fernandez DVM

Wisdom Paws – Newbury Park, Calif.

Shana Filipek CVT, VTS (EVN)


University of Minnesota – Minneapolis, Minn.

Rachel Friedrich DVM, DABVP-FA

Iowa State University – Ames, Iowa

Kim Garling CVPM

VetTeam Practice Partners – Zionsville, Ind.



You look after
your patients.
We look out for
your vet practice.

We're specialists, just like you. While you keep your patients healthy, we are here to help keep the financial side of your vet practice healthy. We offer fresh insight, intelligent advice, and innovative practice finance solutions:



Concierge Service



Practice Lending



Commercial Real Estate



Practice Management Solutions

Solutions to help manage and grow your vet practice include:

- Up to 100% financing
- Up to 15-year terms to help cash flow
- Deferred and interest-only payments



Ready to get started?

Scan the QR code or visit [huntington.com/PracticeFinance](https://www.huntington.com/PracticeFinance) to learn more about the services available.

Credit products are subject to application and approval. Member FDIC. •, Huntington® and •Huntington® are federally registered service marks of Huntington Bancshares Incorporated. Huntington Practice Finance® is a service mark of Huntington Bancshares Incorporated. ©2024 Huntington Bancshares Incorporated.

 **Huntington**
PRACTICE FINANCE

Fred Gingrich DVM

American Association of Bovine Practitioners – Ashland, Ohio

Jennifer Grady DVM, DABVP (Canine/Feline)

Tufts University – Grafton, Mass.

Meggan Graves DVM

University of Tennessee – Knoxville, Tenn.

Dean Hendrickson DVM, M.S., DACVS

Colorado State University – Fort Collins, Colo.

Meghan Herron DVM, DACVB

Gigi's – Canal Winchester, Ohio

Sara Hill LVT

IDEXX – Bay Village, Ohio

Eric Hostnik DVM, M.S., DACVR-DI, DACVR-EDI

The Ohio State University – Columbus, Ohio

Helynn Jarrell B.S.

The Ohio State University – Columbus, Ohio

Robin Jordan DVM

Ohio Department of Agriculture – Reynoldsburg, Ohio

Myron Kebus M.S., DVM

Michigan State University – East Lansing, Mich.

Justin Kieffer DVM, DACVPM

The Ohio State University – Columbus, Ohio

Elizabeth Koch M.D., MPH&TM

Columbus Public Health – Columbus, Ohio

Charlotte Lacriox DVM, J.D.

Veterinary Business Advisors, Inc. – Whitehouse Station, N.J.

Daniel Langlois DVM, DACVIM (SAIM)

Michigan State University – East Lansing, Mich.

Patty Lathan VMD, M.S., DACVIM

Louisiana State University – Baton Rouge, La.

M. Leanne Lilly DVM, DACVB

The Ohio State University – Columbus, Ohio

William Lindus

I.T. Guru – Austin, Texas

Sara Margrey DVM, MPH

Ohio Department of Health – Columbus, Ohio

Antoinette Marsh M.S., Ph.D., J.D.

The Ohio State University – Columbus, Ohio

Debbie Martin LVT, VTS (Behavior)

TEAM Education in Animal Behavior, LLC – Bee Cave, Texas

Hayley Mesch DVM, cVMA, M.S., DACVSMR

Kentucky Equine Hospital – Shelbyville, Ky.

Laurie Millward DVM, M.S., DACVP

The Ohio State University – Columbus, Ohio

William Minton DVM

Four Star Veterinary Service – Chickasaw, Ohio

Danielle Mzyk DVM, Ph.D.

North Carolina State University – Raleigh, N.C.

Continued »

MVC Education Planning Committees

Education Committee Chair — Dr. Michelle Harcha

Animal Behavior

- Dr. Susan Barrett
- Dr. Elizabeth Feltes
- Dr. Meghan Herron
- Rebecca King
- Dr. M. Leanne Lilly
- Dr. Andrea Miller
- Dr. Laurie Schulze
- Tracy Shreyer
- Dr. Allison Shull*

Aquaculture, Food Animal, & Small Ruminants

- Dr. Randy Bond
- Dr. Andrew Bowman
- Dr. Leah Dorman
- Dr. Brandon Forshey
- Dr. Eric Gordon*
- Dr. Kristy Shaw
- Dr. Joy Sizemore
- Dr. Amanda Wagner*
- Dr. Ellen Yoakam

Equine

- Dr. Greg Hass
- Dr. Samantha Parkinson
- Dr. Eric Schroeder
- Dr. Chrissie Schneider
- Dr. Jonathan Yardley*

Holistic & Integrative Medicine

- Dr. Cheryl Becker
- Dr. Caitlin Schmidt
- Dr. Neal Sivula*
- Dr. Johnna Smith

Pet Animal

- Dr. Tyler Fields*
- Dr. Nicholas Jew
- Dr. Robert Knapp*
- Dr. Samarah LaFoca
- Dr. Georgina Newbold
- Dr. Symone Niesz-Ent,
- Dr. Dawn Spangler
- Dr. Emy Varughese

Practice Management

- Ed Fegan
- Dr. Robert Knapp
- Andrea Lukuch
- Dr. Alexandra Reyes
- Melvin Wenger*

Public Health

- Dr. Kathryn Campitelli
- Dr. Jeffrey Hayes
- Dr. Roger Krogwold
- Dr. Aaron Messner
- Dr. Jeanette O'Quin
- Dr. Kristy Shaw

Shelter Animal

- Dr. Laura Advent
- Dr. Shirene Cece-Clements
- Sharon Harvey
- Dr. Deborah Johnson
- Dr. Melisa Kauffman
- Mark Kumpf
- Dr. Allison Lash*
- Megan Newkirk
- Dr. Jeanette O'Quin
- H. Young

Wellbeing

- Annie Abraham
- Erica Blanford
- Dr. Jen Brandt
- Dr. Kenneth Brunson*
- Dr. Michelle Harcha
- Dr. Karen Heinzerling
- Dr. Ryan Jennings
- Dr. Tim Kolb
- Dr. Amber Kostelansky
- Allegra Mooney Waldron
- Dr. Jessica Pizzuli
- Dr. Eric Schroeder
- Dr. Colleen Shockling
- Dr. Jennifer Steelesmith
- Dr. Natalie Theus
- Dr. Jonathan Yardley

Technician

- Jill Bates
- Carrie Harviel*
- Dr. Gabe Middleton
- Aaron Silveus
- Dr. Tina Stonecypher
- Dr. Jennifer Wells*

**Subcommittee chair*

Join Our Pack!

Do you have ideas for innovative CE content? Want to have an impact on a future MVC? We invite you to become a member of an Education Planning Committee!



Scan the QR code or visit our website to learn more.

www.mvcinfo.org/planning

Terence O'Neil CPA, CVA
Katz, Sapper & Miller – Indianapolis, Ind.

Sam Parkinson DVM
The Ohio State University – Columbus, Ohio

Rafael Portillo-Gonzalez DVM, MBA
The Ohio State University – Columbus, Ohio

Christopher Premanandan DVM, Ph.D.,
DACP, DACT
The Ohio State University – Columbus, Ohio

David Pugh DVM, M.S., MAG, DACT,
DACVIM (Nutrition), DACVM (Parasitology)
SouthernTraxx Farm and Forge – Waverly,
Ala.

Barbara Quorollo M.S., DVM
North Carolina State University – Raleigh, N.C.

Lisa Radosta DVM, DACVB
Jupiter, Fla.

Erin Redman RVT, CVPM
Ravenna, Ohio

Stephen Reichley DVM, Ph.D., CertAqV
Mississippi State University – Starkville,
Miss.

Janet Roark DVM, CVA
Hill Country Mobile Veterinary Service –
Marcos, Texas

Adam Rudinsky DVM, M.S., DACVIM
The Ohio State University – Columbus, Ohio

Erin Runcan DVM, DACT
The Ohio State University – Columbus, Ohio

Brad Ryan M.Sc., DVM, MPH
Antech Diagnostics – Duncan Falls, Ohio

Jessica Shrake MPH
Columbus Public Health – Columbus, Ohio

Nicole Shuey B.S., CVT, LVT, VTS
Ethos Veterinary Health – Vancouver,
Wash.

Hany Sidrak DVM
United States Department of Agriculture
– Washington, D.C.

Summer Smith DVM
The Ohio State University – Columbus, Ohio

Martha Smith-Blackmore DVM
Forensic Veterinary Investigations, LLC –
Weymouth, Mass.

Keith Stein DVM, DAVDC
Midwestern Veterinary Dentistry and
Consulting – New Albany, Ohio

Julie Strachota DVM, M.S., DACT
Michigan State University – East Lansing,
Mich.

Dennis Summers DVM, DACVPM
Ohio Department of Agriculture –
Reynoldsburg, Ohio

Natalie Tarbuck MPH
The Ohio State University – Columbus, Ohio

Naomi Tucker R.N., MPH, CIC, NHDP-BC
Columbus Public Health – Columbus,
Ohio

Karen van Haaften DVM, DAVCB
ASPCA – Vancouver, British Columbia

Grace VanHoy M.S., DVM, DACVIM-LA
University of California, Davis – Davis, Calif.

Kelly Vearil M.Ed., RVT, FVTE, VTS
(Dentistry)
University of Cincinnati – Blue Ash, Ohio

Matthew Verbsky DVM, M.S.
MedVet – West Liberty, Ohio

Scott Warrick J.D., MLHR
Scott Warrick Human Resource
Consulting & Employment Law Services –
Reynoldsburg, Ohio

Terah Webb DVM, DACVO
MedVet – Worthington, Ohio

Jenessa Winston DVM
The Ohio State University – Columbus, Ohio

Madeline Yamate DVM, CVA, CVCH,
CVFT, CVTP, CVSMT, FACVBM, MBA
Center for Integrative Animal Medicine –
Davis, Calif.

Ryan Yanez DVM, DACVP
Ohio Department of Agriculture –
Reynoldsburg, Ohio

Jonathan Yardley DVM, NBC-HWC
The Ohio State University – Columbus, Ohio

Ryan Zimmerman, DVM
Westview Veterinary Hospital, Inc. –
Fremont, Ohio

Shawn Zimmermann RVT, CCRP, VTS
MedVet – Cincinnati, Ohio





OHIO CERTIFIED VETERINARY ASSISTANT (CVA) PROGRAM

PROGRAM INCLUDES

- Hands-on training:** Participants are guided by a licensed veterinarian or technician as they learn.
- Wide range of skills:** Topics covered include medical terminology, anatomical directions, client relations, recordkeeping, patient histories, grooming, handling and restraint, surgical assisting, and more.
- Online resources:** Participants and admins have access to support to guide them as they complete the program.

PROGRAM REGISTRATION FEE

\$295
PER APPLICANT
1 year access to complete program



Learn more and enroll at ohiovma.org/cva or scan the QR code above!

SPONSORS

Platinum

STANTON FOUNDATION

- Connection Corner: Student/DVM Networking Lunch
- Pet Animal Canine Spectrum of Care track
- Canine Spectrum of Care Coffee & Conversations
- Canine Spectrum of Care Afternoon Networking Break

Gold



**KENNETH A. SCOTT
CHARITABLE TRUST**

- Thursday through Saturday
Shelter Animal tracks



- Thursday through Saturday
Shelter Animal tracks
- Shelter Animal Reception



- Pet Animal
Ophthalmology track
- Lab C1 – Ophthalmic Surgery
in General Practice
- Exhibit Hall Social Space

Silver



- Technician Appreciation Breakfast



- MVC Mobile App

Bronze



- Exhibit Hall
Happy Hour



- Exhibit Hall
Happy Hour



- Exhibit Hall
Social Space



- Pet Animal
Gastroenterology track



- Pet Animal
Endocrinology track



- Exhibit Hall
Happy Hour



- Exhibit Hall
Happy Hour



- Exhibit Hall
Happy Hour



- Exhibit Hall
Happy Hour



- Lab A1 – Aquaculture Exams and
Necropsy Techniques



- Exhibit Hall
Happy Hour



- Educational
Sponsor



- Exhibit Hall
Happy Hour



**Ohio Veterinary Medical Association
Midwest Veterinary Conference**

1472 Manning Parkway • Powell, Ohio 43065
info@mvcinfo.org • 614.436.1300

PRESORT STD
US POSTAGE

PAID

COLUMBUS OHIO
PERMIT NO 1993

Connect with Us!

 www.mvcinfo.org

 [mvcinfo](https://www.facebook.com/mvcinfo)

 [mvcinfo](https://www.instagram.com/mvcinfo)

 [showcase/mvcinfo](https://www.linkedin.com/showcase/mvcinfo)

 [#2025MVC](https://twitter.com/2025MVC)



MVC VENUE

Greater Columbus Convention Center
400 N. High St., Columbus OH 43215

Hyatt Regency Hotel
350 N. High St., Columbus OH 43215

EVENT DATES

Live + In Person
Feb. 20–22, 2025

On Demand Online
March 4–Aug. 31, 2025